



Product catalog

Air-conditioning solutions

For trucks, light-duty vehicles, buses, off-highway and special vehicles



2025/26



Dear customers, dear Webasto partners,

With this product catalog, Webasto offers you a comprehensive overview of the latest air-conditioning products. In combination with our additional accessories catalogue, you are ideally equipped for your work with our solutions. The catalog is intended to help you prepare quotations quickly and easily, and to put you in a position to give professional advice at any time.

Furthermore, it gives you an overview of the special Webasto services for individual system solutions that you can expect from us as your business partner. Take up these offers and contact us at any time - we will be happy to assist you!

We wish you great success with our products,

Your Webasto team

Table of contents

Webasto network and services	4
Market segments	8
Air-conditioning systems	
Integrated heat exchangers	20
Rooftop air-conditioning systems	28
E-rooftop air conditioning system	32
Integrated air-conditioning systems	44
Integrated transport refrigeration systems	68
HEPA air filtration systems	82
Further information	
Functionality of the products	84
Webasto subsidiaries and representatives	86
Abbreviations	89

Webasto network

Expect comprehensive support from Webasto in all areas.
Before, during and after the installation of your Webasto solution!



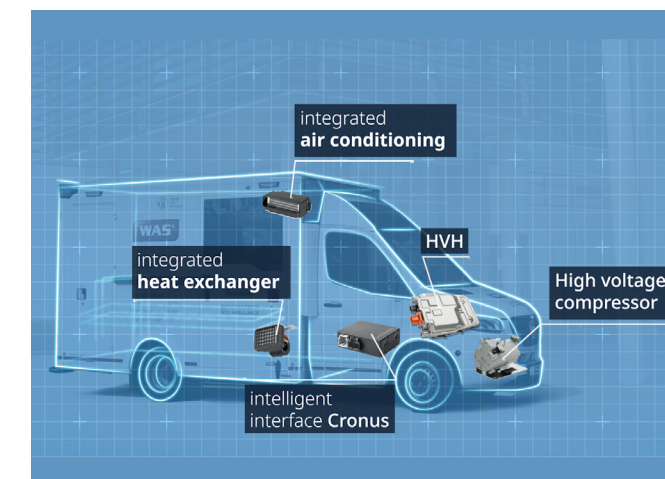
Our service partners actively support you in your day-to-day business – worldwide. Whether with effective training measures on new products or with practical tips and tools to make your work easier. This unique service network helps not only to fulfil the Webasto quality promise around the globe, but also supports you in your sales efforts. You can rely on the consistently high quality of products from Webasto: All our solutions meet the highest international quality standards and offer the latest technology.

A further benefit for you: We are never far away and can therefore identify ourselves with your needs on the spot and take your suggestions into consideration in the further development of our products and services.

Webasto services

Engineering services

Apart from a wide range of standard products, we offer you individually optimized system solutions. Whether installation position, operating temperature, operation at high altitudes, interface connection or the installation situation in the vehicle: we can work out an optimum solution for all your requirements. In this context, you can rely on our many years of experience in original equipment and the aftermarket. You profit from our high process and quality level, and our know-how in system integration, mechatronics and software development.



Technical services

From the various parts of your application to extensive series of tests, Webasto offers you everything to ensure your solution functions perfectly. Our service is also at your disposal after installation for maintenance and spare parts.

- Efficient spare part management
- Secure login to the dealer portal (e.g. product documentation, installation instructions)
- Professional quality management
- Broad spectrum of test possibilities (e.g. climatic chamber, acoustic chamber, environmental tests)
- Technical support/online training

The development process of a customized system solution:

- Identification of the existing boundary conditions and requirements
- Calculation of the necessary heating or cooling capacity
- Elaboration of an application solution or complete development of an individual system
- Proof of the customer's specific requirements
- System or application acceptance in the customer's works



Marketing services

We ensure our global brand awareness and image branding through a wide range of measures.

- High-quality, target group-specific marketing tools for all media
- Support for our partners on customized marketing measures
- Advertising and mailing templates for customer activation and customer loyalty
- Point-of-sale marketing materials
- Product-specific selling argument lists
- Professional participation in trade fairs
- Broad array of sponsoring activities

Webasto product portfolio

Our solutions for air conditioning systems and innovative energy solutions

Our very comprehensive product portfolio includes heating and air conditioning systems, thermal management and battery systems for electrical vehicles.

Webasto air conditioning systems



Integrated air conditioning units

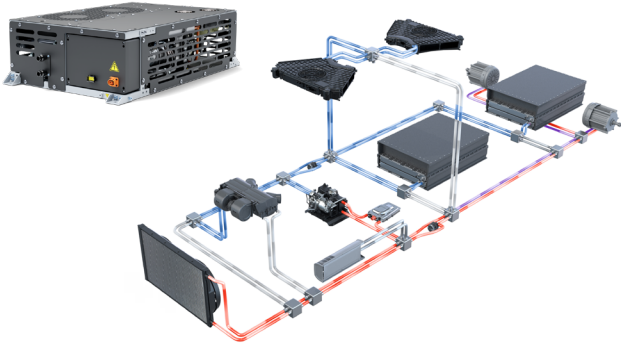


Roof air conditioning units




Transport refrigeration units

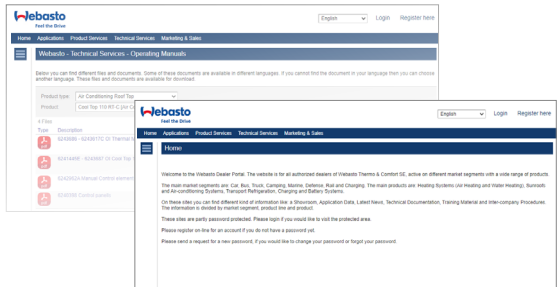
Webasto energy solutions



Thermal management



Battery solutions




- Dealer portal:**
<http://dealers.webasto.com>
- Easy access to complete Webasto documentation
 - Powerful search and download tools
 - Login-protected access to complete technical data and applications
 - Periodical product information to keep you updated on evolving product developments



With the Webasto Service App, registered dealers can capture products or access product instructions by scanning the barcode on the product packaging label. For installation kits, the barcode scan provides access to vehicle-specific installation instructions.

To download, simply scan the QR code displayed on the left. iOS users are automatically redirected to the App Store, Android users receive a verified APK file for installation. Any security warnings are standard notifications - the APK file download is safe and comes directly from Webasto.

Webasto also offers heating and air-conditioning solutions for recreational vehicles and boats. Please find our separate product catalogs via the following link (by clicking on the catalog image).



- RV and Marine product catalog**
- Main products
 - Scopes of delivery
 - Application concepts
 - Specific accessories



Our value promise

Webasto air-conditioning systems offer your customers a wide variety of advantages:

Worthwhile investment

- High-quality and reliable components from proven series production
- All components for air-conditioning systems available from a broad product range
- Individual combination of the system components for specific application solutions
- Vehicle-specific installation kits for optimum integration
- Low maintenance costs

More safety and greater comfort

- Optimum temperature and humidity at all times
- High efficiency in all temperature ranges
- Greater concentration and thus greater safety
- Quiet operation thanks to high-quality fans
- Constant temperature in the interior thanks to intelligent temperature management
- Uniform air distribution thanks to modular air system components

Optimum transport of perishable goods

- Constant temperature in the refrigerated compartment thanks to automatic temperature control
- All air-conditioning components can be individually integrated into the vehicle
- Coverage of different temperature ranges through the use of different refrigerants

Market segments

Webasto develops innovative air-conditioning solutions for the following markets:



Trucks



Light-duty



Buses








Off-highway



Specialty vehicles

Webasto also offers heating and air-conditioning solutions for recreational vehicles and boats. Please ask for our separate product catalogs.

The tailor-made Webasto air-conditioning solution for every area

	Cooling capacity (kW)					
Rooftop AC systems	3.5 – 22.0	■	■	■	■	■
Integrated AC systems	4.0 – 16.0		■	■	■	■
Transport refrigeration systems	1.0 – 3.8		■			

Apart from our wide range of standard products, we also offer you individual system solutions.



Trucks

A pleasant cabin climate at all times – independant of the engine


Engine idling is not only costly in the longer term, it is actually forbidden in many countries. Our Webasto non-idling solutions bring the cabin to a pleasant temperature – fully independently of the engine. That reduces fuel consumption and – as a positive side-effect – also the emission of pollutants. This comfort benefits the driver too, both while driving and during his/her breaks.

An idling truck engine consumes on average three liters of fuel per hour. Added to that is the increased wear on the engine and other components. The reliable air-conditioning systems from Webasto ensure comfortable temperatures without incurring these costs.

Air-conditioning solution	Cooling capacity (kW)
Parking air-conditioning system	
Cool Top RTE	1.6 – 2.5

Benefits of the Webasto solutions for trucks:

- No unnecessary running of the engine in idle
- Reduced fuel costs
- Optimized cabin temperature at all times without the engine running



Parking air-conditioning system



Light-duty vehicles

Reliable climate comfort for a safe journey

Light-duty vehicles have to transport goods and people safely to their destination. Reliable and efficient air-conditioning and transport refrigeration systems play a central role here.

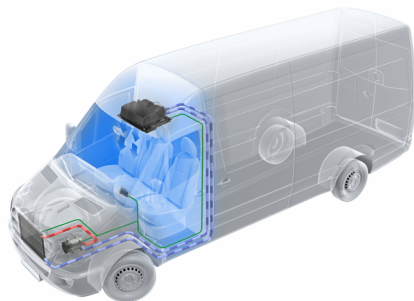
Webasto offers a wide range of powerful air-conditioning and refrigeration solutions to meet every specialized transport demand. Whether temperature-sensitive medicines or other perishable goods have to be transported – we have a tailor-made solution available for every vehicle type and form of use.

Air-conditioning solution	
Heat exchangers	Heating capacity (kW)
Integrated heat exchangers	3.3 – 13.0
AC systems	Cooling capacity (kW)
Rooftop AC systems*	3.5 – 15.5
Integrated AC systems*	4.0 – 9.5
Transport refrigeration system	Cooling capacity (kW)
Integrated systems	1.0 – 3.7

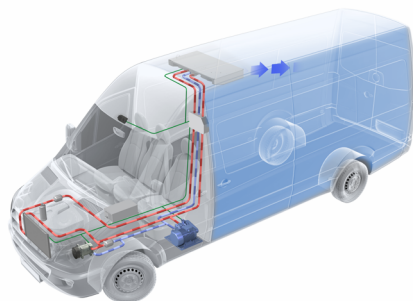
* Webasto also offers air-conditioning solutions for the new refrigerant R1234yf.

Benefits of the Webasto solutions for light-duty vehicles:

- Installation kits for a wide installation kits for a wide variety of vehicles available
- Reduction in operating costs thanks to fuel saving and lower wear



Integrated air-conditioning system



Integrated transport refrigeration system



Buses

Reliable climate comfort for a safe journey

In order to ensure a safe journey, buses must be air-conditioned and ready for operation right from the beginning of the journey. For their climate control equipment, Webasto can draw on a vast product portfolio ranging from various integrated heating solutions up to air-conditioning systems and a wide range of accessories.

With this product range we can equip buses of all sizes and offer a tailor-made climate solution for every specialized application.

Air-conditioning solution	
Heat exchangers	Heating capacity (kW)
Integrated heat exchangers	3.3 – 13.0
AC systems	Cooling capacity (kW)
Rooftop AC systems*	3.5 – 22.0
Integrated AC systems*	4.0 – 16.0

* Webasto also offers air-conditioning solutions for the new refrigerant R1234yf.


NEW: Now with eco-friendly refrigerant R1234yf.

E-rooftop AC system	
AC systems	Cooling capacity (kW)
Cool Top 120-e*	12.0


*Available from 2026.

Benefits of the Webasto solutions for buses:


- Comfort for drivers and passengers in all climate conditions
- Comprehensive range of various integrated heating and air-conditioning solutions



Integrated air-conditioning system



Rooftop air-conditioning



Electric rooftop air-conditioning



Off-highway

Do your job more efficiently

Irrespective of the climatic situation, off-highway machines have to be sturdy and ready for operation at any time.

Not only the vehicles, but also the operators are subjected to extreme working conditions. In order to meet the high demands on man and machine, Webasto has developed intelligent air-conditioning solutions. These systems combine comfort and efficiency – and save fuel.

Air-conditioning solution	
Heat exchangers	Heating capacity (kW)
Integrated heat exchangers	3.3 – 13.0
AC systems	Cooling capacity (kW)
Rooftop AC systems*	3.5 – 15.5
Integrated AC systems*	4.0 – 7.7

* Webasto also offers air-conditioning solutions for the new refrigerant R1234yf.

Benefits of the Webasto solutions for agricultural and off-highway machines:

- Safe working conditions in all climate conditions
- Comfortable climate for the operator



Air-conditioning system



Specialty vehicles

Including fire trucks, ambulances, security vehicles, vocational work trucks

Perfect environmental conditions – when every second counts

In rescue service, disaster control or firefighting, you need to be focused from the very beginning on your operation.

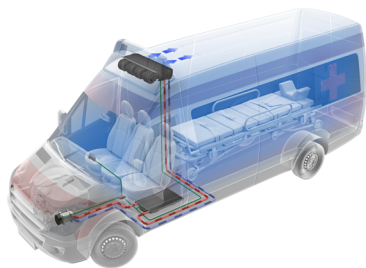
Webasto air-conditioning systems, provide ideal temperature control for specialty vehicles which increases the safety, comfort and stamina for driver and crew. Parking heaters ensure de-iced and de-fogged windows even before the start of your special operation and offer a comfortable temperature within the vehicle. Thanks to the engine preheating, they also reduce wear and fuel costs. These systems combine comfort and efficiency – and save fuel.

Air-conditioning solution	
Heat exchangers	Heating capacity (kW)
Integrated heat exchangers	3.3 – 13.0
AC systems	Cooling capacity (kW)
Rooftop AC systems*	3.5 – 15.5
Integrated AC systems*	4.0 – 9.5


* Webasto also offers air-conditioning solutions for the new refrigerant R1234yf.

Benefits of the Webasto solutions for specialty vehicles:

- Ideal climate conditions for drivers, crew and passengers
- Wide product portfolio available to find the ideal solution for your demand
- High quality and reliability for the most



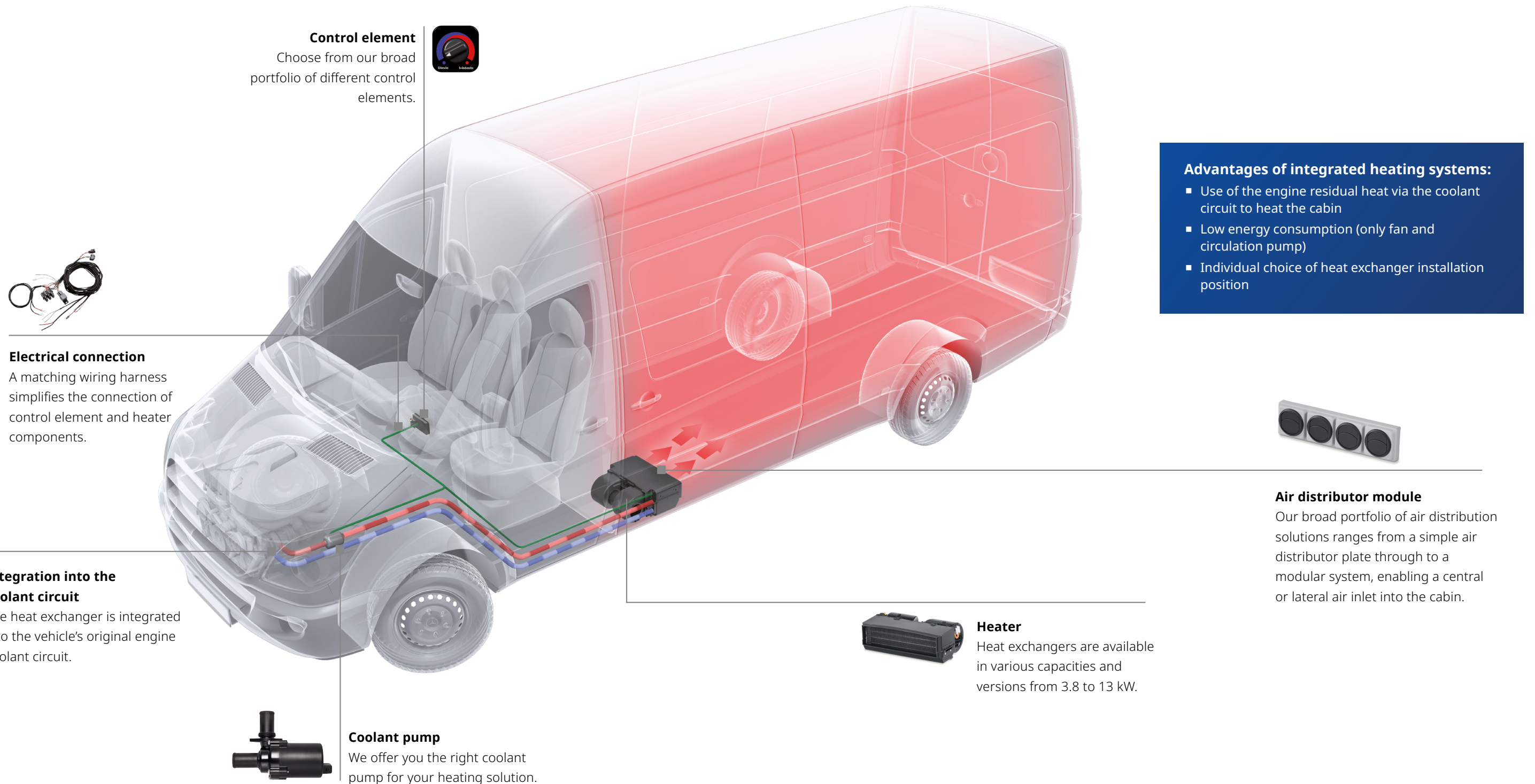
Integrated air-conditioning system



Rooftop air-conditioning

Application of an integrated heat exchanger

The integrated Webasto heating systems use the engine residual heat to heat the vehicle. They are available in different capacity variants (3.8 to 13 kW) and are integrated into the coolant circuit. A comprehensive range of accessories is available for the installation.



Integrated heat exchangers

3.8 to 13.0 kW heating capacity



Pleasantly warm in commercial vehicles and minibuses

The integrated heat exchangers are versatile and are the ideal solution for heating the interiors of minibuses and commercial vehicles. In these systems, the waste heat from the engine is used for heating, being transferred via the coolant circuit. These products can be installed under the dashboard or under the roof, for example. In addition to high reliability, these heat exchanger are also distinguished by a long service life.

A large range of accessories, such as control elements and air ducts, offer high flexibility.

Key facts at a glance:

- Heating solutions with a heating capacity from 3.8 to 13.0 kW
- Optimum integration into various vehicle structures thanks to versatile installation options
- Low energy consumption
- High-quality reliable components from proven series-production processes



Sydney

Model overview	Scope of delivery	Order number
Sydney 12 V	Heating system	62U003CC048B*
Sydney 24 V		62U003CC049B*

* Blower motor with only two speeds.

Stocolma

Model overview	Scope of delivery	Order number
Stocolma 12 V	Heating system with control element	62U003CC051A

Houston

Model overview	Scope of delivery	Order number
Houston 12 V	Heating system	62U003CC017A
Houston 24 V		62U003CC018A

Toronto

Model overview	Scope of delivery	Order number
Toronto 12 V	Heating system with control element	62U003CC012A

Phoenix

Model overview	Scope of delivery	Order number
Phoenix 12 V	Heating system	62U003CC019D
Phoenix 24 V		62U003CC020D

Cyprus

Model overview	Scope of delivery	Order number
Cyprus 12 V	Heating system	62U003CC052A
Cyprus 24 V		62U003CC053A

Technical data

Model overview	Sydney	Stocolma	Houston	Toronto	Phoenix	Cyprus
Nominal heating capacity (kW)	3.8		6.5	7.0	8.6	13.0
Nominal voltage (V)	12 / 24	12	12 / 24	12	12 / 24	12 / 24
Max. total current absorption at 12 V (A)	4.2	3.5	14.0	8.6	8.4	24.0
Max. blower volume flow (m³/h)	170		420	450	450	800
Dimensions L x W x H (mm)	260 x 177 x 130	276 x 183 x 191	230 x 220 x 175	590 x 380 x 160	385 x 233 x 128	545 x 300 x 175
Weight (kg)	1.3	2.5	2.8	4.2	3.0	4.0
Water connection, Ø (mm)	16					

The performance data for your application may differ from the nominal values. They depend on various conditions, such as the air ducts and the climate. Products are supplied together with product documentation. Unless stated otherwise, the control element is not included.

Integrated heat exchangers

HTX S – HTX S HD – HTX M – HTX M HD





Maximum flexibility between comfort and ease of installation
The new HTX heat exchanger product line has been designed with the focus on easy integration in recreational, specialty vehicles and boats. Considering various customer requirements, the HTX series offers versatile installation capabilities, such as in the dashboard or under the ceiling.

With four heating performance classes, starting from 3.3 kW and up to 6.6 kW, it is guaranteed that every customer will find the best suited solution for their individual vehicle project. Durable, highly efficient fans and blowers deliver powerful and constant airflow and thus provide optimal distribution of air within the vehicle. High quality, automotivegrade components have been selected to guarantee reliability and long service life. Additionally, versatility of HTX series is underlined by the variety of available accessories and installation kits, including control units, air vents and ducts.

Key facts at a glance:

- Heating solutions deliver high performance heating from 3.3 kW to 6.6 kW
- Versatile installation options under dash or roof allow for optimum integration in diverse vehicle designs
- Durable, highest quality components from proven series production
- No maintenance needed
- Versatility through optimal combination of power and noise



HTX S

Model overview	Scope of delivery	Order number
HTX S 12 V	Heating system	8410215B
HTX S 24 V		8410216A

HTX S HD

Model overview	Scope of delivery	Order number
HTX S HD 12 V	Heating system	8410213B
HTX S HD 24 V		8410214B

HTX M

Model overview	Scope of delivery	Order number
HTX M 12 V	Heating system	8410219B
HTX M 24 V		8410220A

HTX M HD



Model overview	Scope of delivery	Order number
HTX M HD 12 V	Heating system	8410217B
HTX M HD 24 V		8410218A



Technical data

Model overview	HTX S	HTX S HD	HTX M	HTX M HD
Nominal heating capacity (kW)	3.3	4.7	4.9	6.6
Nominal voltage (V)	12 / 24			
Max total current absorbtion 12 – 24 V (A)	1.2 / 0.6	8.5 / 4.2	2.4 / 1.2	13.5 / 6.8
Max . blower volume flow (m³/ h)	161	276	320	605
Dimensions L x W x H (mm)	128 x 241 x 161	215 x 241 x 166	126 x 341 x 146	195 x 411 x 146
Water connection, Ø (mm)	18			

Integrated heat exchangers

Accessories

		Sydney	Stoccolma	Houston	Toronto	Phoenix	Cyprus	Order number
	Heating control switch							
	Without electric water valve, controller and signal cable, 12 / 24 V	■		■		■	■	62A03998A
	With electric water valve, controller and signal cable, 12 V	■		■		■	■	620282129B
	3-position blower switch							
	– 12 / 24 V	■		■		■	■	62A04001A
	– 53 x 50 x 5 mm (W x H x D) – Mechanical control of the water valve for the heater							

		HTX S	HTX S HD	HTX M	HTX M HD	Order number
	On/off switch					
		■			■	8410230 8410231
	3-position rotary switch					
			■		■	8410229

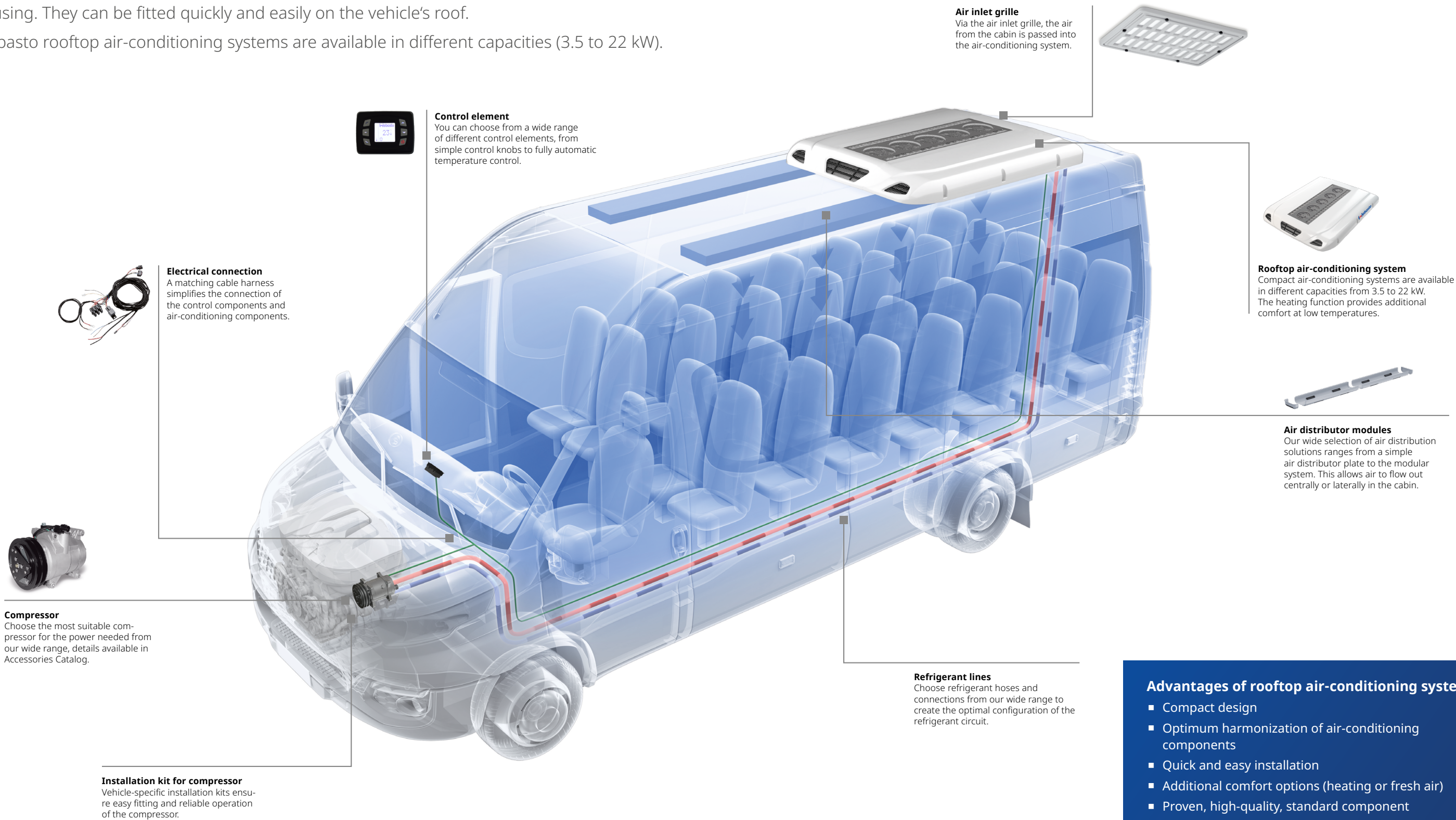
		HTX S	HTX S HD	HTX M	HTX M HD	Order number
	Air duct					
	89 x 416 x 147.8 mm Black				■	8410225A
	Air duct					
	89 x 346 x 147.8 mm Black			■		8410226B
	Air duct					
	115 x 346 x 147.8 mm Ø 60 Black			■		8410227A
	Air duct					
	22.5 x 400 x 182 mm Black			■		8410228B
	Air duct					
	118 x 245 x 163.1 mm Ø 58 mm Black	■	■			8410221A
	Air duct					
	92 x 246 X 163.1 mm Black	■	■			8410222A
	Air duct					
	22.5 x 290 x 195 mm Black	■	■			8410223A
	Air duct					
	115 x 416 x 145.8 mm Ø 60 mm Black				■	8410224A

Application of a rooftop air-conditioning system

The functionality of an air-conditioning system can be found on page 84.

The main components of the air-conditioning system are accommodated in a compact housing. They can be fitted quickly and easily on the vehicle's roof.

Webasto rooftop air-conditioning systems are available in different capacities (3.5 to 22 kW).



Advantages of rooftop air-conditioning systems:

- Compact design
- Optimum harmonization of air-conditioning components
- Quick and easy installation
- Additional comfort options (heating or fresh air)
- Proven, high-quality, standard component

Rooftop air-conditioning systems

From 3.5 kW to 6.2 kW cooling capacity



First-class air-conditioning in commercial vehicles and in construction and agricultural machinery

These rooftop air-conditioning systems are versatile, and can be used for the mini buses, ambulances and fire fighting vehicles and for construction and agricultural machinery. These units are very reliable and have a long service life. There is a wide range of accessories, such as control elements, air ducts and installation sets, available for these air-conditioning systems. The housings of these air-conditioning systems can be painted to match the color of the vehicle.

For complete air-conditioning solutions, the Portofino model has an optional heating function.

Key facts at a glance:

- Air-conditioning systems with a cooling capacity of 3.5 kW to 6.2 kW
- Compact construction and aerodynamic design
- High efficiency in relation to the dimensions
- High-quality and reliable components from proven series production processes
- Easy installation and low maintenance

Technical data

Model overview	Compact Cooler 4 E	Portofino	Minsk	Mink Plus	Compact Cooler 5	Rimini
Nominal cooling capacity (kW)	3.5	4.0	5.0	5.0	5.0	6.2
Heating capacity (optional) (kW)	–	5.0	–	6.0	–	
Refrigerant	R134a			R1234yf and R134a	R134a / R1234yf	R134a
Nominal voltage (V)	24	12 / 24		12	12 / 24	
Max. operating temperature (°C)	–	45				
Max. total current absorption at 12 V (A)	–	20.0	9.0	15	15.0	20.0
Max. total current absorption at 24 V (A)	68.0	–	–	–	–	–
Max. volume flow of evaporator blower (m³/h)	550	400	450		630	550
Dimensions L x W x H (mm)	774 x 1,110 x 215	600 x 900 x 190	505 x 462 x 145	604 x 514 x 178	760 x 750 x 165	605 x 800 x 165
Weight (kg)	52.0	15.5	6.0	13.6	23.0	23.5
Inlet connection	–	3 / 4"-16 UNF-2A	–	5/8"-8 UNF	3 / 4"-16 UNF-2A	
Outlet connection	–	7/ 8"-14 UNF-2A	–	7/ 8"-14 UNF	7/ 8"-14 UNF-2A	
Expansion valve	–	Block valve	Angle valve	Block valve		
Additional information		Mounting Kit Heating kit	external connection kit	Water connection Ø 16mm	for variants see table	–
	use table for part No				use table for part No	



Compact Cooler 4 E

Model overview	Scope of delivery	Order number
Compact Cooler 4E 24 V	Air-conditioning system with control element, air distributor plate, standard installation kit	9023838C
Compact Cooler 4E 24 V	Air-conditioning system with control element, air distributor plate, electric thermostat, standard installation	9023839C

Portofino

Model overview	Scope of delivery	Order number
Portofino 12 V	Air-conditioning system	62U003FF081EB
Portofino 24 V		62U003FF082EB
Accessories		
Mounting kit		62U003AA130A
Heating kit		62A031064A

Minsk

Model overview	Scope of delivery	Order number
Minsk 12 V	Evaporator unit	62U003FF083ED
Minsk 24 V		62U003FF124EC
Minsk Plus R1234yf 12 V		6241509K
Accessories		
External connection kit	For external refrigerant connection	62A031024A

Compact Cooler 5

Model overview	Scope of delivery	Order number
Compact Cooler 5 12 V	Air-conditioning system with control element, air distributor plate	9023843C
Compact Cooler 5 24 V		9023842C
Compact Cooler 5 12 V	Air-conditioning system with control element, air distributor plate, standard installation kit with 6 m hoses	9023841C
Compact Cooler 5 24 V		9023840C
Compact Cooler 5 24 V	Air-conditioning system with control element, air distributor plate, electronic thermostat, external refrigerant lines	9023846C
Compact Cooler 5 24 V	Air-conditioning system, external refrigerant line	629022993E
Compact Cooler 5 24 V – (R1234yf)	Air-conditioning system, external refrigerant line	6246573A
Accessories		
E-Unit (for 24V models)	With electric motor and compressor	9004866D

Rimini

Model overview	Scope of delivery	Order number
Rimini 12 V	Air-conditioning system	62U003FF052EG
Rimini 24 V		62U003FF053EG

The performance data for your application may differ from the nominal values. These depend on various conditions, such as the compressors, the air ducts and the climate. Products are supplied together with product documentation. Unless stated otherwise, the control element is not included.

Rooftop air-conditioning systems for electric vehicles



Available from beginning of 2026

Compact 400V air conditioning for electric vehicles

This rooftop air conditioning system is suitable for electric vehicles operating with 400V DC power supply such as minibuses, light commercial vehicles or ambulances. The rooftop unit is fully self-contained including 400V DC compressor, blowers, heat exchangers and electronics.

The unit may be controlled by an optional Webasto control panel or may also be integrated into the vehicle HMI via CAN bus. The housing of the rooftop air-conditioner may be painted to match the color of the vehicle.

Technical data

Model overview	Cool Top 120-e
Nominal cooling capacity (kW)	12
Refrigerant gas	R1234yf
Refrigerant charge (kg)	1,35
Nominal voltage (V DC)	12 / 400
Max power consumption (W) at 12V / at 400V	1.080 / 4.400
Max current absorption (A) at 12V / at 400V	83 / 11
Max. air flow evaporator blower (m³/h) (@ 475 Pa back pressure)	2.000
Number of evaporator blowers / condenser fans	2 brushless / 2 brushless
Dimensions L x W x H (mm)	1605 x 1290 x 300
Weight (kg)	80
Nominal roof radius (mm)	7000
Additional information	Fresh air function included

Key facts at a glance:

- Air conditioning unit with cooling capacity of 12 kW
- Compact and lightweight solution
- Easy installation and setup, “plug-and-play” design
- Includes fresh air functionality for better climate comfort on board
- Pre-charged with refrigerant gas – no need to route refrigerant hoses
- More sustainable due to the use of low GWP refrigerant R1234yf and recycled aluminum.
- 12V power supply needed for operation of electronics and blowers
- Electronic temperature control, maintaining precisely the desired target temperature
- CAN bus integration into vehicle HMI possible



Cool Top 120-e

Model overview	Scope of delivery	Order number
Cool Top 120-e	Air-conditioning system, fresh air filter, fresh air flap	6249439A
Accessories		
Automatic control element	12 / 24 V – Dimensions 135 x 64 x 40 mm – OLED graphic display – External air monitoring – Temperature regulation – Internal temperature detector – External temperature detector – On / off switch, air-conditioning system – Water valve (only HVAC version) – Fan speed / automatic and manual – Fresh air / recirculated air control	6243617A

Rooftop air-conditioning systems

From 8.5 kW to 14 kW cooling capacity



Perfect air-conditioning in mini and midi bus

The rooftop air-conditioning systems are designed especially for air-conditioning mini and medium-sized buses with up to 25 seats. These units are very reliable and have a long service life. There is a wide range of accessories, such as control elements, air ducts and installation sets, available for these air-conditioning systems. The housings of these air-conditioning systems can be painted to match the color of the vehicle.

For complete air-conditioning solutions, the Compact Cooler 8 and Cool Top 110 / 140 RT-C models have an optional heating function.

Key facts at a glance:

- Air-conditioning systems with a cooling capacity of 8.5 kW to 14 kW
- Compact construction and aerodynamic design
- High efficiency in relation to the dimensions
- High-quality and reliable components from proven series production processes
- Air distribution via a central duct or two side ducts
- Choose between fresh air and recirculated air (optional)
- Easy installation and low maintenance

Technical data

Model overview	Compact Cooler 8	Cool Top		Smirne
		110 RT-C	140 RT-C	
Cooling performance nominal (kW)	8.5	11.0	14.0	11.7
Heating performance (kW)	7.5	12.0		–
Refrigerant	R134a			
Nominal voltage (V)	12 / 24	12	12 / 24	
Max. current absorption (A) at 12 V (with forced fresh air)	30.0	50.0	80.0	35.0
Max. current absorption (A) at 24 V (with forced fresh air)	–	25	40	–
Max. air flow evaporator blower (m³/h) (free blowing)	1,300	1,500 (1,800)	2,000 (2,300)	1,100
Dimensions L x W x H (mm)	970 x 1,025 x 197	1,150 x 1,600 x 204		930 x 1,045 x 170
Weight (kg)	32.0	48.0	50.0	33.5
Nominal roof radius (mm)	–	5,200		–
Inlet connection	3 / 4" – 16 UNF-2A	7 / 8" – 14 UNF-2A		3 / 4" – 16 UNF-2A
Outlet connection	7 / 8" – 14 UNF-2A	1-1 / 16" – 14 UNF-2A		7 / 8" – 14 UNF-2A
Water connection, Ø (mm)	20.0	18.5		–
Expansion valve	Block valve			
Accessories	for variants see table			



Compact Cooler 8

Model overview	Scope of delivery	Order number
Compact Cooler 8 24 V	Air-conditioning system with control element, electronic thermostat, heating section, fresh air flap	9022638C
Compact Cooler 8 12 V	Air-conditioning system with control element, air distributor plate, standard installation kit, with 6 mt hoses	9023849B
Compact Cooler 8 24 V		9023850B
Compact Cooler 8 12 V		9023848B
Compact Cooler 8 24 V		9023847B
Compact Cooler 8 24 V	Air-conditioning system with control element, electronic thermostat, fresh air flap	9023854B
Compact Cooler 8 24 V	Air-conditioning system with control element, electronic thermostat	9023852B

Cool Top 110 RT-C/140 RT-C

Model overview	Scope of delivery	Order number
Cool Top 110 RT-C 12 V	Air-conditioning system, manual version (control panel excluded)	6237878D
Cool Top 110 RT-C 12 V	Air-conditioning system, automatic version (control panel excluded)	6238282D
Cool Top 110 RT-C 12 V	Air-conditioning system, automatic version, fresh air (control panel excluded)	6242415B
Cool Top 140 RT-C 12 V	Air-conditioning system, manual version (control panel excluded)	6237944D
Cool Top 140 RT-C 12 V	Air-conditioning system, automatic version (control panel excluded)	6237945D
Cool Top 140 RT-C 24 V	Air-conditioning system, manual version (control panel excluded)	6238286D
Cool Top 140 RT-C 24 V	Air-conditioning system, automatic version (control panel excluded)	6238285D
Cool Top 140 RT-C 12 V	Air-conditioning system, automatic version, fresh air (control panel excluded)	6242974B
Cool Top 140 RT-C 24 V	Air-conditioning system, automatic version, fresh air (control panel excluded)	6242975B

Accessories		
Thermal management control	Control head, operating manual	6243687A
Thermal management control plus	Control head, operating manual	6243617A
Heating kit 12 V	Only for automatic version	6240599B
Heating kit 24 V	Only for automatic version	6240600B
Front box kit		6238406A
Condensate drainage kit		6240595B
Lifting kit		6240617A
Drilling template		6240620C
Wiring harness kit		6243879C
Internal air grid black		62U003AA140A
Internal air grid grey		62U003AA141A

Smirne

Model overview	Scope of delivery	Order number
Smirne 12 V	Air-conditioning system, fresh air flap	62U003FF072EF
Smirne 24 V		62U003FF073EF

Rooftop air-conditioning systems

From 15.5 kW to 22.0 kW cooling capacity



Perfect air-conditioning in midi buses

This range of modular rooftop air-conditioning systems is designed for midi buses. The high energy-efficiency and -saving is achieved by an intelligent control of the condenser fans and the compressor. Thanks to the user-friendly maintenance concept, servicing is easier and the life and efficiency of the components are longer. Perfect comfort in all driving conditions is obtained by maintaining a constant supply of fresh air, even at the highest driving speeds. The heating option further increases passenger comfort. Installation is very fast and easy. The housings of these air-conditioning systems can be custom-painted to match the color of the vehicle.

Key facts at a glance:

- Air-conditioning systems with a cooling capacity up to 22.0 kW
- Compact and aerodynamic design
- High energy efficiency and innovative concepts
- High-quality and reliable components from proven series production
- Perfect comfort due to constant fresh air supply and optional heating function
- Fast installation and low maintenance concept

Technical data

Model overview	Madrid		Cool Top 190 RT-C	Cool Top 220 RT-C
Nominal cooling capacity (kW)	15.5		19.0	22.0
Nominal heating capacity (kW)			20.0	
Refrigerant			R134a	
Nominal voltage (V)	12		12 / 24	24
Max. current absorption (A) at 12 V (with forced fresh air)	58.0 / 90*		92	–
Max. current absorption (A) at 24 V (with forced fresh air)	–		46	69
Max. air flow evaporator blower (m³/h) / (free blowing)	2,100	2,500	3,680	4,800
Dimensions L x W x H (mm)	1,280 x 1,790 x 185		1,600 x 2,150 x 200	1,780 x 2,150 x 200
Weight (kg)	59.0		75	80
Nominal roof-radius (mm)	7,000		6,000	7,500
Inlet connection			Fitting 7/8"-14 UNF-2A	
Outlet connection			Fitting 1-1/16"-14 UNF-2A	
Connection water (mm)	16.0		18.5	
Expansion valve	Block valve		TXV	

* 90A is the absorbtion of the Madrid with the air flow of 2,500 m³/h.



Madrid

Model overview	Scope of delivery	Order number
Madrid 12 V	Air-conditioning system with 2,100 m³/h volume flow	62U003FF116EG
Madrid 12 V	Air-conditioning system with 2,500 m³/h volume flow	62U003FF118EG*
Accessories		
Heating kit		62A031033A







Cool Top 190 – 220 RT-C/CXL

Model overview	Scope of delivery	Order number
Cool Top 190 RT-C 12 V	Air-conditioning system, automatic version and fresh air (control panel excluded)	6240853C
Cool Top 190 RT-C 24 V	Air-conditioning system, automatic version and fresh air (control panel excluded)	6241905C
Cool Top 220 RT-C 24 V	Air-conditioning system, automatic version and fresh air (control panel excluded)	6241137C
Accessories		
Thermal management control	Control head, operating manual	6243687A
Thermal management control plus	Control head, operating manual	6243617A
Heating kit 12 V		6241881A
Heating kit 24 V		6241882A
Front box kit		6238406A
Condensate drainage kit		6240595B
Lifting kit		6242258A
Drilling template Cool Top 190 RT-C		6242360A
Drilling template Cool Top 190 RT-CXL / 220 RT-C		6241883A
Hoses kit Cool Top 220 RT-C	10 mt hoses + 2 x fitting compressor + 2 x fittings units included	6241889A
Wiring harness kit 20 pins		6243879C
Power circuit 12 V Cool Top 190 (35 mmq)		620282503B
Power circuit 24 V Cool Top 190 (25 mmq)		620282504B
Power circuit 24 V Cool Top 220 (35 mmq)		620282503B

Rooftop air-conditioning systems





Control elements








		Portofino	Rimini	Smirne	Madrid	Cool Top 120-e	Cool Top 110 RT-C	Cool Top 140 RT-C	Cool Top 190 RT-C	Cool Top 220 RT-C	Order number
	Automatic control element										
	12 V, VAC	■	■	■	■						62A04003A
	24 V, VAC	■	■	■	■						62A04004A
	12 V, HVAC	■		■	■						62A04043A
	24 V, HVAC	■		■	■						62A04040A
	– 108 x 60 x 47 mm (W x H x D) – Electric control: – Internal temperature detector – Ice detector – External temperature detector – Water valve (only HVAC version) – On / off switch, air-conditioning system – Fan speed – Fresh air / recirculated air control – Temperature regulation – External air monitoring										
	Manual control element										
	12 V				■						62A04052A
	24 V				■						62A04053A
	– 120 x 63 x 43 mm (W x H x D) – Electric control: – Water valve – Signal cable (2 m) – On / off switch, air-conditioning system – Fan speed – Fresh air / recirculated air control – Temperature regulation										
	Manual control element										
	12 V	■									62A04054A
	24 V	■									62A04055A
	– 120 x 63 x 43 mm (W x H x D) – Electric control: – Water valve – Signal cable (2 m) – On / off switch, air-conditioning system – Fan speed – Temperature regulation										
	Automatic control element										
	12 / 24 V					■	■	■	■		6243687A
	– Dimensions 73 x 54 x 23 mm – External air monitoring – Temperature regulation – Internal temperature detector – External temperature detector – On / off switch, air-conditioning system – Water valve (only HVAC version) – Fan speed / automatic and manual – Fresh air / recirculated air control										
	Automatic control element										
	12 / 24 V					■	■	■	■	■	6243617A
	– Dimensions 135 x 64 x 40 mm – OLED graphic display – External air monitoring – Temperature regulation – Internal temperature detector – External temperature detector – On / off switch, air-conditioning system – Water valve (only HVAC version) – Fan speed / automatic and manual – Fresh air / recirculated air control										

		Portofino	Madrid	Order number
	Air-conditioning control element			
	12 V, horizontal	■		62A031003B
	24 V, horizontal	■		6240304A
	12 V, vertical	■		6240301A
	– 145 x 50 x 5 mm (W x H x D) or 50 x 145 x 5 mm (W x H x D) – Mechanical control: – On / off switch, air-conditioning system – Fan speed – Fresh air / recirculated air control Temperature regulation			
				
	Air-conditioning control element			
	Horizontal	■		62A03993B
	Vertical	■		62A03992B
	– 12 V – 100 x 50 x 5 mm (W x H x D) or 50 x 100 x 5 mm (W x H x D) – Mechanical control: – On / off switch, air-conditioning system – Fan speed – Temperature regulation			
				
	Air-conditioning control element			
	12 V, horizontal	■	■	62A031065A
	12 V vertical	■	■	62A031069A
	24 V horizontal	■	■	62A031067A
	24 V, vertical	■	■	6240303A
	– 100 x 50 x 5 mm (W x H x D) or 50 x 100 x 5 mm (W x H x D) – Mechanical control: – On / off switch, air-conditioning system – Fan speed – On / off switch, heater			
				

Rooftop air-conditioning systems

Control elements

		Portofino	Minsk	Rimini	Smirne	Madrid	Cool Top 110 RT-C	Cool Top 140 RT-C	Order number
	Air-conditioning control element								
	12 V, horizontal				■	■			62A031063A
	24 V, horizontal				■	■			62A031066A
	12 V, vertical				■	■			6240300A
	24 V, vertical				■	■			6240302A
	- 100 x 50 x 5 mm (W x H x D) or 50 x 100 x 5 mm (W x H x D) - Mechanical control: - On / off switch, air-conditioning system - Fan speed - Recirculated air control								
	Air-conditioning control element								
	12 V Horizontal negative version	■	■	■	■	■	■	■	6241975A
	24 V Horizontal negative version	■	■	■	■	■	■	■	6241976A
	12 V Vertical negative version	■	■	■	■	■	■	■	6241941A
	24 V Vertical negative version	■	■	■	■	■	■	■	6241974A
	- 12 / 24 V - 100 x 50 x 5 mm (W x H x D) or 50 x 100 x 5 mm (W x H x D) - Mechanical control: - On / off switch, air-conditioning system - Fan speed								
	Air-conditioning on/off switch								
	- 12 / 24 V - 52 x 50 x 5 mm (W x H x D) - On / off switch, air-conditioning system	■	■	■	■				62A04000B
	3-position blower switch								
	- 12 / 24 V - 53 x 50 x 5 mm (W x H x D) - Mechanical control of fan speed	■	■	■	■				62A04001A

		Compact Cooler 4 E	Compact Cooler 5	Compact Cooler 8	Order number
	Thermostat switch				
	12 / 24 V - Mechanical temperature regulation - Backlight	■	■	■	60ACKIT649A
	Air-conditioning on/off switch				
	- 12 / 24 V - On / off switch, compressor	■	■	■	66596A
	3-position blower switch				
	- 12 / 24 V - Fan speed	■	■	■	66595A
	Heating control switch				
	12 / 24 V - Mechanical temperature regulation - Backlight	■	■	■	67638A
	Heating control switch				
	- 12 V - On / off switch			■	6240086A
	Fresh air switch				
	- 12 V - On / off with light			■	66984B
	Fresh air switch				
	- 24 V - On / off with light			■	6240076A

Different control panels can be suitable for the same unit, please check if all the functions / accessories of the unit are controllable by the selected control panel.

Parking coolers

Cool Top RTE 16 – Cool Top RTE 23



The powerful, flat and lightweight electric parking cooler system for trucks

This powerful rooftop air-conditioning system ensures pleasant temperatures and humidity in truck cabins. Well-rested drivers have demonstrably better concentration and therefore contribute to greater safety on the road. The compressor-driven system is prefilled with refrigerant and is connected to the 24 V vehicle battery. The high performance combined with the lightweight construction and flat design results in one of the best parking coolers.

Installation in the existing roof opening is very simple and saves time. High-quality components set up a high quality standard for parking coolers and ensure a long life with a minimum expenditure on maintenance. The electric parking cooler reduces engine idling times and therefore saves fuel. The low-voltage cutoff ensures that the engine will start.

Control elements

Control from the control panel with LC display.
Comfortable adjustment via remote control.



Technical data

	Cool Top RTE 16	Cool Top RTE 23
Nominal cooling capacity (kW)	1.6	0.9 – 2.5
Refrigerant	R134a	R134a
Nominal voltage (V)	24	24
Max. current absorption (A) at 24 V	23	17.5 – 51
Max. operating temperature (°C)	45	45
Max. air flow evaporator blower (m³/ h) (free blowing)	650	150 – 420
Dimensions condenser L x W x H (mm)	645 x 920 x 140	990 x 730 x 165
Dimensions evaporator L x W x H (mm)	387 x 349 x 165	350 x 355 x 138
Installation height (mm)	142 (depending on cabin type)	163
Weight (kg)	23.4	28



Key facts at a glance:

- Powerful parking cooler system (1.6 – 2.5 kW) with high energy efficiency
- Optimum air distribution and quiet operation
- Lightweight construction
- Flat design enables the installation also on high cabins
- The low-voltage cutoff ensures that the engine will start
- Wide choice of vehicle-specific mounting kits

Model overview	Scope of delivery	Order number
Cool Top RTE 16	Air-conditioning system, remote control, technical documentation	IND-CTRTE1600
Cool Top RTE 23	Air-conditioning system, remote control, technical documentation, brackets, wiring, universal internal white plate	4810134A, white 4810135A, red

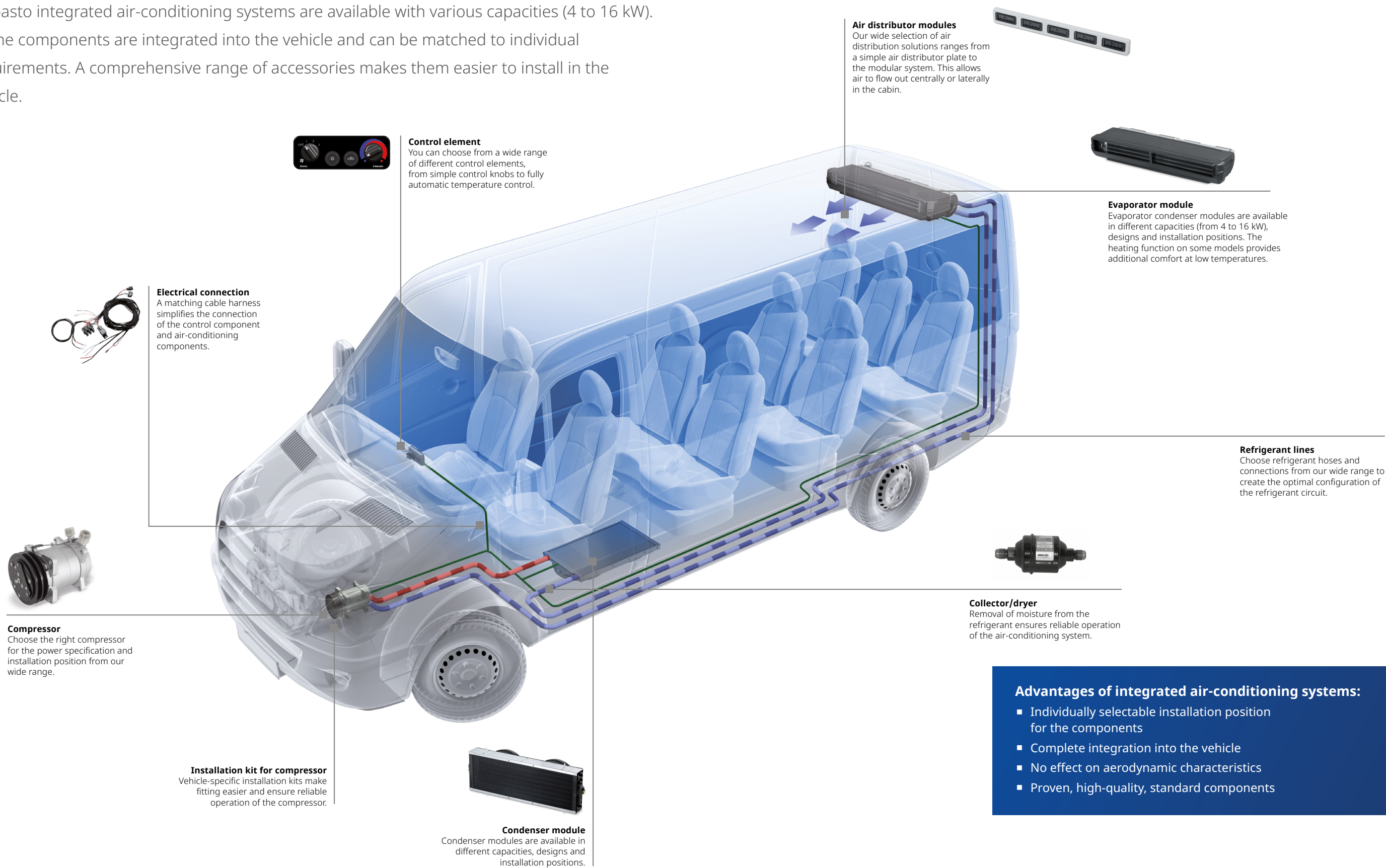
Used for Installation kit vehicle-specific		Order number
RTE-16	DAF XF 105 / 106 (Super Space Cab)	IND-2-6-1147-2
RTE-16	Iveco Stralis Cube with additional metal frame	IND-2-6-1119-2
RTE-16	Iveco Stralis AT, AD, AS	IND-2-6-1120-2
RTE-16	Iveco Eurocargo MLL High roof	IND-2-6-1120-2
RTE-16	MAN TGX XXL (with / without deflector) MAN TGX XL	IND-2-6-1143-2
RTE-16	MAN TGX XLX (only without deflector) MAN TGA	IND-2-6-1143-2
RTE-16	MAN TGS M/L, LX MAN TGL L, LX MAN TGM L, LX	IND-2-6-1143-2
RTE-16	MAN TGX, TGA, TGS, TGL, TGM with deflector	IND-2-6-1177-2
RTE-16	Mercedes-Benz Actros MP3	IND-2-6-1121-2
RTE-16	Mercedes-Benz Actros MP4	IND-2-6-1136-2
RTE-16	Renault Premium	IND-2-6-1123-2
RTE-16	Renault T	IND-2-6-1139-2
RTE-16	Scania R, P, G, Top E HL	IND-2-6-1116-2
RTE-16	Scania new R, S N-Cab + HL Cab	IND-2-6-1126-2
RTE-16	Iveco Eurocargo MLL flat roof	IND-2-6-1122-2
RTE-16	Iveco Stralis HI-STREET cab with flat roof	IND-2-6-1122-2
RTE-16	Iveco Eurostar* Renault Magnum (old version)	IND-2-6-1122-2
RTE-16	Renault Magnum Classic E Multipass-Cab	IND-2-6-1122-2
RTE-23	Spare part universal internal white plate	9700010202A

All our kits have been conceived and designed for long-distance cabins equipped with bunks generally from 12 tons up.

Application of an integrated air-conditioning system

The functionality of an air-conditioning system can be found on page 84.

Webasto integrated air-conditioning systems are available with various capacities (4 to 16 kW). All the components are integrated into the vehicle and can be matched to individual requirements. A comprehensive range of accessories makes them easier to install in the vehicle.



Advantages of integrated air-conditioning systems:

- Individually selectable installation position for the components
- Complete integration into the vehicle
- No effect on aerodynamic characteristics
- Proven, high-quality, standard components

Installation options for integrated air-conditioning systems


In addition to a large selection of standard products, we offer you individually tailored system solutions. We will implement your chosen modifications according to your requirements, e.g. a particular temperature range or a special position for the air-conditioning components in the vehicle. You can rely on our many years of experience in original equipment and retrofitting.

Possible positions for the evaporator

- Under the roof
- Under the dashboard
- Integrated into the roof
- Vertically on the side at the rear
- Vertical
- On the roof

The evaporator and the condenser, the two main components of our integrated air-conditioning systems, can be fitted separately in the vehicle – depending on space requirements and use. The various positions available are shown below.


Condenser mounted on the roof




Possible positions for the condenser

- On the roof
- On the underbody
- At the front of the vehicle

Condenser mounted on the underbody



Condenser mounted at the front of the vehicle



Integrated air-conditioning systems

From 4.0 kW to 5.5 kW cooling capacity



Tailor-made air-conditioning solutions for commercial and specialty vehicles, minibuses, construction machinery and agricultural machinery

The integrated HVAC systems are versatile and can be used for minibuses, light commercial vehicles, ambulances and fire trucks as well as construction and agricultural machinery.

Depending on the type of vehicle, these air-conditioning systems can be installed under the dashboard or in the roof liner under the roof or vertically in the rear panel. These air-conditioning systems are very reliable and have a long service life.

The wide range of accessories includes condensers, which can be mounted on the roof or under the chassis, as well as control elements, air ducts and customer-specific installation sets. For a complete air-conditioning solution, the Baltimore, Quebec, Michigan and Milano models have an additional heating function.

Key facts at a glance:

- Air-conditioning systems with a cooling capacity of 4.0 kW to 5.5 kW
- Optimum integration into the vehicle design thanks to versatile installation options
- High efficiency in relation to the dimensions
- High-quality and reliable components from proven series production processes

Technical data

Model overview	Baltimore	Oakland	Osaka	Quebec	Montreal	Michigan	Wyoming	Milano
Nominal cooling capacity (kW)	4.0		4.6	5.0		5.5		5.5
Nominal heating capacity (kW)	2.0	–	–	6.7	–	6.3	–	11.0
Installation position	under the dashboard		vertical			ceiling		under the dashboard
Refrigerant	R134a	R134a - R1234yf	R134a	R134a – R1234yf		R134a		
Nominal voltage (V)	12 / 24							
Max. total current absorption at 12 V (A)	7.4		9.5	9.5		13.0	12.7	13.0
Max. volume flow of evaporator blower (m³/h)	450		350	450				
Dimensions L x W x H (mm)	381 x 233 x 126		410 x 165 x 320	370 x 185 x 330	370 x 160 x 350	590 x 380 x 185		414 x 328 x 233
Weight (kg)	3.7		5.5	6.5	5.5	8.7	7.5	6.4
Water connection, Ø (mm)	16	–	–	16	–	16	–	16
Expansion valve	Angle valve			Block valve				
Additional information	–	–	–	control element included				4 connections for 60 mm air hose
				black and grey color	black and grey color			



Baltimore

Model overview	Scope of delivery	Order number
Baltimore 12 V	Air-conditioning system, black, heating function	62U003CF072ED
Baltimore 24 V		62U003CF088EC
Baltimore 12 V	Air-conditioning system, black, vertical installation heating function	62U003CF073EB

Oakland

Model overview	Scope of delivery	Order number
Oakland 12 V	Air-conditioning system, black	62U003FF084EE
Oakland 24 V		62U003FF085EE
Oakland 12V - R1234yf		6248552A

Osaka

Model overview	Scope of delivery	Order number
Osaka 12 V	Air-conditioning system, grey	62U003FF069EA
Osaka 24 V	Air-conditioning system, grey	62U003FF070EA

Quebec

Model overview	Scope of delivery	Order number
Quebec 12 V	Air-conditioning system, black, with heating function, without heating valve, with control element	62U003CF030EB
Quebec 12 V – R1234yf		6249127A
Quebec 24 V		62U003CF031EB
Quebec 12 V	Air-conditioning system, grey, with heating function, without heating valve, with control element	62U003CF043EC
Quebec 12 V – R1234yf		6244372A
Quebec 24 V		62U003CF044EC
Quebec 24 V – R1234yf		6248170A
Quebec 12 V	Air-conditioning system, black, with adjustable heating function, with control element	62U003CF026EB
Quebec 24 V		62U003CF027EB
Quebec 12 V	Air-conditioning system, grey, with adjustable heating function, with control element	62U003CF045EC
Quebec 24 V		62U003CF046EC

Montreal

Model overview	Scope of delivery	Order number
Montreal 12 V	Air-conditioning system, black, with control element	62U003FF030EB
Montreal 24 V		62U003FF031EB
Montreal 12 V	Air-conditioning system, grey, with control element	62U003FF058EB
Montreal 12 V – R1234yf*		6244346B
Montreal 24 V		62U003FF059EA
Montreal 24 V – R1234yf		6248173A

* Dimensions 370 mm x 185 mm x 330 mm

Michigan

Model overview	Scope of delivery	Order number
Michigan 12 V	Air-conditioning system, black, with heating function, with control element	62U003CF057EA
Michigan 24 V		62U003CF058EA

Wyoming

Model overview	Scope of delivery	Order number
Wyoming 12 V	Air-conditioning system, black, with control element	62U003FF078EA
Wyoming 24 V		62U003FF079EA

Milano

Model overview	Scope of delivery	Order number
Milano 12 V	Air-conditioning system, black, with heating function	62U003CF055EC
Milano 24 V		62U003CF056EC

The performance data for your application may differ from the nominal values. These depend on various conditions, such as the compressors, the air ducts and the climate. Products are supplied together with product documentation. Unless stated otherwise, the control element is not included.

Integrated air-conditioning systems

From 6.2 kW to 7.7 kW cooling capacity



Optimum air-conditioning solutions for light-duty vehicles, minibuses and specialty vehicles

The integrated HVAC systems are versatile and can be used for mini-buses, ambulances and fire trucks as well as construction and agricultural machinery, for example. With a wide variety of installation options – under the dashboard or under the roof, in the roof liner or vertically in the rear panel.

The wide range of accessories includes condensers, which can be mounted on the roof or under the chassis, as well as control elements, air ducts and customer-specific installation sets. For a complete air-conditioning solution, the Oslo, Norway and Paris models have an additional heating function.

Key facts at a glance:

- Air-conditioning systems with a cooling capacity of 6.2 kW to 7.7 kW
- Optimum integration into the vehicle design thanks to versatile installation options
- High efficiency in relation to the dimensions
- High-quality and reliable components from proven series production processes
- Very low maintenance



Glasgow

Model overview	Scope of delivery	Order number
Glasgow 12 V	Air-conditioning system, black	62U003FF054ED
Glasgow 12 V – R1234yf*		6244460A
Glasgow 24 V		62U003FF055EC
Glasgow 24 V – R1234yf *		6248154A
Glasgow 12 V	Air-conditioning system, black, with thermostat	6245545A

* Expansion valve sealing plastic hoods included

Oslo

Model overview	Scope of delivery	Order number
Oslo 12 V	Air-conditioning system, black, with heating function	62U003CF041EC
Oslo 12 V – R1234yf*		6244496A
Oslo 24 V		62U003CF042EC
Oslo 24 V – R1234yf*		6248161A
Oslo 12 V	Air-conditioning system, black, with thermostat	6248694A

* Expansion valve TXV sealing plastic hoods included

Norway

Model overview	Scope of delivery	Order number
Norway 12 V	Air-conditioning system, grey, with heating function, with control element	62U003CF049EB
Norway 24 V		62U003CF050EB
Norway 24 V	Air-conditioning system, black, with heating function, with control element	62U003CF021EC

Paris

Model overview	Scope of delivery	Order number
Paris 12 V	Air-conditioning system, black, with heating function	62U003CF077EB
Paris 12 V – R1234yf		6249516A
Paris 24 V		62U003CF078EB

Monaco

Model overview	Scope of delivery	Order number
Monaco 12 V	Air-conditioning system, black	62U003FF129EB
Monaco 24 V		62U003FF130EB
Monaco 12V - R1234yf		6248556A

The performance data for your application may differ from the nominal values. These depend on various conditions, such as the compressors, the air ducts and the climate. Products are supplied together with product documentation. Unless stated otherwise, the control element is not included.

Technical data

Model overview	Glasgow	Oslo	Norway	Paris	Monaco
Nominal cooling capacity (kW)	6.2		6.3	7.7	
Nominal heating capacity (kW)	–	8.5	10.2	6.3	–
Installation position	under the dashboard		vertical	under the dashboard	
Refrigerant	R134a – R1234yf		R134a	R134a – R1234yf	
Nominal voltage (V)	12 / 24				
Max. total current absorption at 12 V (A)	14.8	15.8	16.0	17.6	18.6
Max. volume flow of evaporator blower (m³/h)	650			635	
Dimensions L x W x H (mm)	400 x 360 x 170		425 x 225 x 440	580 x 340 x 128	
Weight (kg)	4.7	5.3	10.0	5.2	4.7
Water connection, Ø (mm)	–	16			–
Expansion valve	Block valve				
Additional information	–	–	control element included	–	–

Integrated air-conditioning systems

From 9.0 kW to 9.5 kW cooling capacity



An ideal climate for minibuses with up to 8 seats

These integrated HVAC systems create pleasant conditions for the driver and passengers in minibuses with up to 8 seats. They are also suitable for light commercial vehicles as well as specialty vehicles. With installation options under the dashboard or under the roof in the roof liner or vertically in the rear panel, these units offer a high degree of flexibility. These units are very reliable and have a long service life.

The wide range of accessories includes condensers, which can be mounted on the roof or under the chassis, as well as control units, air ducts and customer-specific installation sets. For a complete air-conditioning solution, the Ibiza, London and Oxford models have an additional heating function.

Key facts at a glance:

- Air-conditioning systems with a cooling capacity of 9.0 kW to 9.5 kW
- Optimum integration into the vehicle design thanks to versatile installation options
- High efficiency in relation to the dimensions
- High-quality and reliable components from proven series production processes
- Very low maintenance



Marbella

Model overview	Scope of delivery	Order number
Marbella 12 V	Air-conditioning system, black	62U003FF096EB
Marbella 24 V		62U003FF097EB

Ibiza

Model overview	Scope of delivery	Order number
Ibiza 12 V	Air-conditioning system, with heating function, black	62U003CF062EC
Ibiza 24 V		62U003CF080EA

Vancouver

Model overview	Scope of delivery	Order number
Vancouver 12 V	Air-conditioning system, black	62U003FF060EF
Vancouver 12 V – R1234yf*		6244498A
Vancouver 24 V		62U003FF061EF
Vancouver 24 V – R1234yf*	Air-conditioning system, black	6248168A

* Expansion valve TXV sealing plastic hoods included

London

Model overview	Scope of delivery	Order number
London 12 V	Air-conditioning system, black, with heating function	62U003CF047EC
London 12 V – R1234yf*		6244497A
London 24V - R1234yf*		6248166A
London 24 V		62U003CF048EC
London 12 V	Air-conditioning system, black, with thermostat	6245548A
London 24 V	Air-conditioning system, black, with thermostat	6247104A

* Expansion valve TXV sealing plastic hoods included

Oxford

Model overview	Scope of delivery	Order number
Oxford 12 V	Air-conditioning system, with heating function	62U003CF085EB
Oxford 24 V		62U003CF082EC

The performance data for your application may differ from the nominal values. These depend on various conditions, such as the compressors, the air ducts and the climate. Products are supplied together with product documentation. Unless stated otherwise, the control element is not included.

Technical data

Model overview	Marbella	Ibiza	Vancouver	London	Oxford
Nominal cooling capacity (kW)	9.0		9.5		
Nominal heating capacity (kW)	–	12.0	–	13.0	
Installation position	vertical		under the dashboard		vertical
Refrigerant	R134a		R134a / R1234yf (*)		R134a
Nominal voltage (V)	12 / 24				
Max. total current absorption at 12 V (A)	20.5	21.2	22.0	21.0	17.0
Max. volume flow of evaporator blower (m³/h)	800				
Dimensions L x W x H (mm)	533 x 342 x 176		500 x 372 x 170	550 x 400 x 180	175 x 420 x 560
Weight (kg)	8.0	10.0	6.7	7.7	8.0
Water connection Ø (mm)	–	16	–	16	16
Expansion valve	Block valve				
Air duct connection	–	–	–	–	5 / 7 connections for air duct Ø 60 mm

Integrated air-conditioning systems

Slim Profile for perfect roof integration



Slim Profile SP80 is the first step Webasto has taken to initiate the revolution

of design in the off-highway market and marks the next step on the innovation road of Webasto. The use of a reversed curved blade fan and slim-profile evaporators and heat-exchangers are the key elements of the design that allows for achieving a height of only 80 mm for the unit. Due to the fan used and the unique design of internal air-handling, the unit outperforms current similar-size units in airflow as well as cooling and heating performance. The Slim Profile SP80 is designed to be installed in the roof of both agricultural and construction machinery. Due to the slim package dimensions of the unit (842 x 580 x 111 mm) it enables OEMs and cabin manufacturers to fundamentally innovate the design of their cabins. The new Webasto unit, will make it possible to design slim roofs with increased headroom and greater visibility without any loss of comfort. The results of our stringent in-house testing program have clearly demonstrated the capabilities of the unit in terms of performance, durability and regulation-conformity.

The unit is designed to be combined with the Webasto CECU which allows for complete integration of the air-conditioning system into existing control and electronic infrastructure of OEMs thus enabling a seamless user comfort experience. Of course, integrated diagnostic functionalities are offered as well. This unit is followed by the Ultra-Slim Profile concept which goes so far as decreasing the height of the unit again by 50 % to only 40 mm. More information on this unit is available upon request!

Key benefits at a glance:

- New design with clear focus on a slim package with high performance
- 7.0 kW of cooling performance
- 6.6 kW of heating performance
- Slim design provides for more headroom and increased visibility
- Design can be adapted to individual needs of OEMs and cabin manufacturers



Slim Profile SP80

Model overview	Scope of delivery	Order number
SP80 HVAC R12V BRG	Air-conditioning system, black, with heating function	6244242A
SP80 HVM R12 V BR	Heating system	6244244A
SP80 HVAC R12V TLH	Air conditioning system, black, with heating function	6248121A

Oxford

Model overview	HVAC with fresh air control	HVAC	HV
Part number 12 V – 120 x 63 x 43 mm (W x H x D) – Electric control – Water valve – Signal cable (2m) – On / off switch, air-conditioning system – Fan speed – Temperature regulation	62A04052B	62A04054B	62A04069B

Technical data

Model overview	Slim Profile HVAC	Slim Profile HVM	Slim Profile HVAC Hydro
Nominal cooling capacity (kW)*	7.0	–	2.9
Nominal heating capacity (kW)*	6.6		
Installation position	Integrated into the roof		
Refrigerant	R134a	–	–
Nominal voltage (V)	12		
Operating temperature range (°C)	-20...+60		
Max. total current absorbtion (A) at 12 V	10	8.2	10
Max. air flow evaporator blower (m³/h)	615	650	615
Dimensions L x W x H (mm)	580 x 842 x 111		630 x 842 x 122
Weight (kg)	7.4	6.5	7.4
Expansion valve	Block Valve	–	–
Water connection (mm) Ø	16		
Additional information	with manual control		LIN protocol

*More information about test conditions are available on dealer portal

Integrated air-conditioning systems

From 12.0 kW to 16.0 kW cooling capacity



Optimum air-conditioning solutions for minibuses with up to 25 seats

These integrated air-conditioning systems create pleasant conditions for the driver and passengers in minibuses with up to 25 seats. With installation options under the dashboard or roof, in the roof liner or vertically in the rear panel, they offer a high degree of flexibility. These units are very reliable and have a long service life. The wide range of accessories includes condensers, which can be mounted on the roof or under the chassis, as well as control elements, air ducts and customer-specific installation sets.

For a complete air-conditioning solution, the Kiev and Monterrey models have an additional heating function.

Key benefits at a glance:

- Air-conditioning systems with a cooling capacity of 12.0 kW to 16.0 kW
- Optimum integration into the vehicle design thanks to versatile installation options
- High efficiency in relation to the dimensions
- High-quality and reliable components from proven series production processes
- Very low maintenance

Technical data

Model overview	Riga		Kiev	Moscow	Monterrey		Newport	
Nominal cooling capacity (kW)	12.0	14.0	13.4		14.0	16.0	14.0	16.0
Nominal heating capacity (kW)	–		11.5	–	14.6		–	
Installation position	under dash or under roof							
Refrigerant	R134a							
Nominal voltage (V)	12 / 24							
Max. total current absorption at 12 V (A)	31.0		18.0	19.0	39.0		40.0	
Max. volume flow of evaporator blower (m³/h)	1,350		1,000		1,300			
Dimensions L x W x H (mm)	1,240 x 320 x 175		890 x 380 x 170	856 x 355 x 170	925 x 390 x 180			
Weight (kg)	18.0		12.5	11.5	13.5		12.5	
Water connection Ø (mm)	–		16	–	20		–	
Expansion valve	Block valve, 2 tons	Angle valve, 3 tons	Block valve		Block valve, 2 tons	Angle valve, 3 tons	Block valve, 2 tons	Angle valve, 3 tons
Air duct connection	6 connections for 72 mm air hose		–					



Riga

Model overview	Scope of delivery	Order number
Riga 12 V	Air-conditioning system, 2-ton expansion valve, 1 air duct, front distribution, 2 air ducts, top	62U003FF066EC
Riga 12 V	Air-conditioning system, 2-ton expansion valve, 2 air ducts, front distribution, 1 air duct, top	62U003FF067EC
Riga 12 V	Air-conditioning system, 2-ton expansion valve, 3 air duct, front distribution	62U003FF065EC
Riga 24 V		62U003FF068EC

Kiev

Model overview	Scope of delivery	Order number
Kiev 12 V	Air-conditioning system, with heating function	62U003CF051EE
Kiev 24 V		62U003CF052EE

Moscow

Model overview	Scope of delivery	Order number
Moscow 12 V	Air-conditioning system	62U003FF064EB
Moscow 24 V		62U003FF071EB

Monterrey

Model overview	Scope of delivery	Order number
Monterrey 12 V	Air-conditioning system, 2-ton expansion valve, with heating function	62U003CF069EB
Monterrey 24 V		62U003CF070EB
Monterrey 12 V	Air-conditioning system, 3-ton expansion valve, with heating function	62U003CF075EC
Monterrey 24 V		62U003CF076EC

Newport






Model overview	Scope of delivery	Order number
Newport 12 V	Air-conditioning system, 2-ton expansion valve	62U003FF104EE
Newport 24 V		62U003FF105EE
Newport 12 V	Air-conditioning system, 3-ton expansion valve	62U003FF127EE
Newport 24 V		62U003FF128EE

The performance data for your application may differ from the nominal values. These depend on various conditions, such as the compressors, the air ducts and the climate. Products are supplied together with product documentation. The control element is not included.

Integrated air-conditioning systems

Control elements for air-conditioning systems without heating





		Oakland	Osaka	Glasgow	Monaco	Marbella	Vancouver	Riga	Moscow	Newport	Order number
	Automatic control element										
	12 VAC	■	■	■	■	■	■	■	■	■	62A04003A
	24 VAC	■	■	■	■	■	■	■	■	■	62A04004A
	– 108 x 60 x 47 mm (W x H x D)										
	– Electric control:										
	– Internal temperature detector										
	– Ice detector										
	– External temperature detector										
	– Water valve (only HVAC version)										
	– On / Off switch, air-conditioning system										
	– Fan speed										
	– Fresh air / recirculated air control										
	– Temperature regulation										
	– External air monitoring										
	Air-conditioning control element										
	Horizontal	■	■	■	■	■	■	■	■	■	62A03995A
	– 12 / 24 V										
	– 100 x 50 x 5 mm (W x H x D) or 50 x 100 x 5 mm (W x H x D)										
	– Mechanical control:										
	– Air-conditioning system control										
	– Fan speed										
	– Length of thermostat cable 1,500 mm										





		Oakland	Osaka	Glasgow	Monaco	Marbella	Vancouver	Riga	Moscow	Newport	Order number
	Air-conditioning control element										
	Horizontal	■	■	■	■	■	■	■	■	■	62A03997B
	Vertical	■	■	■	■	■	■	■	■	■	62A03996B
	– 12 V										
	– 100 x 50 x 5 mm (W x H x D) or 50 x 100 x 5 mm (W x H x D)										
	– Mechanical control:										
	– On / off switch, air-conditioning system										
	– Fan speed										
	Thermostat switch										
	– 12 / 24 V	■	■	■	■	■	■	■	■	■	62A03999A
	– 51 x 50 x 5 mm (W x H x D)										
	– Mechanical control of air-conditioning system										
	– Length of thermostat cable 1,500 mm										
	Air-conditioning on/off switch										
	– 12 V	■	■	■	■	■	■	■	■	■	62A04000B
	– 52 x 50 x 5 mm (W x H x D)										
	– On/off switch, air-conditioning system										
	3-position blower switch										
	– 12 / 24 V	■	■	■	■	■	■	■	■	■	62A04001A
	– 53 x 50 x 5 mm (W x H x D)										
	– Mechanical control of fan speed										

Different control panels can be suitable for the same unit, please check if all the functions / accessories of the unit are controllable by the selected control panel.

Integrated air-conditioning systems

Control elements for air-conditioning systems with heating

		Baltimore	Oslo	Milano	Paris	Ibiza	London	Oxford	Kiev	Monterrey	Order number
	Automatic control element										
	12 V, HVAC	■	■	■	■	■	■	■	■	■	62A04043A
	24 V, HVAC	■	■	■	■	■	■	■	■	■	62A04040A
	- 108 x 60 x 47 mm (W x H x D) - Electric control: - Internal temperature detector - Ice detector - External temperature detector - Water valve (only HVAC version) - On / Off switch, air-conditioning system - Fan speed - Fresh air / recirculated air control - Temperature regulation - External air monitoring										
	Manual control element										
	12 V	■	■	■	■	■	■	■	■	■	62A04054A
	24 V	■	■	■	■	■	■	■	■	■	62A04055A
	- 120 x 63 x 43 mm (W x H x D) - Electric control: - Water valve - Signal cable (2m) - On / Off switch, air-conditioning system - Fan speed - Temperature regulation										
 	Air-conditioning control element										
	Horizontal	■	■	■	■	■	■	■	■	■	62A03993B
	Vertical	■	■	■	■	■	■	■	■	■	62A03992B
	- 12 V - 100 x 50 x 5 mm (W x H x D) or 50 x 100 x 5 mm (W x H x D) - Mechanical control: - On / Off switch, air-conditioning system - Fan speed - Temperature regulation										



		Baltimore	Oslo	Milano	Paris	Ibiza	London	Oxford	Kiev	Monterrey	Order number
 	Air-conditioning control element										
	12 V, horizontal	■	■	■	■	■	■	■	■	■	62A031065A
	12 V, vertical	■	■	■	■	■	■	■	■	■	62A031069A
	24 V, horizontal	■	■	■	■	■	■	■	■	■	62A031067A
	24 V, vertical	■	■	■	■	■	■	■	■	■	6240303A
	- 100 x 50 x 5 mm (W x H x D) or 50 x 100 x 5 mm (W x H x D) - Mechanical control: - On / off switch, air-conditioning system - Fan speed - On / off switch, heater										
	Air-Conditioning control element										
	Without electric water valve, controller and signal cable, 12 / 24 V	■	■	■	■	■	■	■	■	■	62A03998A
	With electric water valve, controller and signal cable, 12 V	■	■	■	■	■	■	■	■	■	620282129B
	With electric water valve, controller and signal cable, 24 V	■	■	■	■	■	■	■	■	■	620282102B
	- 50 x 5 x 50 mm (W x H x D) - Mechanical control of the water valve of the heater										
	3-position blower switch										
	- 12 / 24 V - 53 x 50 x 5 mm (W x H x D) - Mechanical control of fan speed	■	■	■	■	■	■	■	■	■	62A04001A

Different control panels can be suitable for the same unit, please check if all the functions/accessories of the unit are controllable by the selected control panel.

Integrated air-conditioning systems

Electroventilated condensers

	Model	Performance (kW)	Dimensions L x W x H (mm)	Description	Current consumption (A)	Weight (kg)	Voltage (V)	Order number
	Trieste	5	575 x 480 x 180	HTC, Fin pitch 3.5 mm	13	8	12	62U00025431F
	Trieste	5	575 x 480 x 180	HTC, Fin pitch 3.5 mm	6	8	24	62U00025433F
	Trieste	6.5	575 x 480 x 180	HTC, Fin pitch 2.5 mm	13	8	12	62U00025455D
	Trieste	6.5	575 x 480 x 180	HTC, Fin pitch 2.5 mm	6	8	24	62U00025457D
	Venezia	2.8	570 x 370 x 150	T&F, Fin pitch 2.5 mm	7	8	12	62U00025322B
	Venezia	2.8	570 x 370 x 150	T&F, Fin pitch 2.5 mm	3	8	24	62U00025386B
	Venezia	5.5	570 x 370 x 150	HTC, Fin pitch 2.5 mm	7	8	12	62U00025315C
	Venezia	5.5	570 x 370 x 150	HTC, Fin pitch 2.5 mm	3	8	24	62U00025327B
	Capri	8	815 x 600 x 150	HTC, Fin pitch 3.5 mm	18	12	12	62U00025430F
	Capri	8	815 x 600 x 150	HTC, Fin pitch 3.5 mm	9	12	24	62U00025432F
	Capri	10.5	815 x 600 x 150	HTC, Fin pitch 2.5 mm	18	12	12	62U00025456E
	Capri	10.5	815 x 600 x 150	HTC, Fin pitch 2.5 mm	9	12	24	62U00025458D
	Napoli	6	830 x 485 x 150	T&F, Fin pitch 2.5 mm	18	12	12	62U00025393B
	Napoli	11.5	830 x 485 x 150	HTC, Fin pitch 2.5 mm	18	12	12	62U00025316B
	Napoli	11.5	830 x 485 x 150	HTC, Fin pitch 2.5 mm	9	12	24	62U00025317C
	Valencia	12.5	955 x 600 x 150	HTC, Fin pitch 2.82 mm	27	14	12	62U00025437F
	Valencia	12.5	955 x 600 x 150	HTC, Fin pitch 2.82 mm	13	14	24	62U00025438E
	Sicilia	5	690 x 157 x 230	T&F, Fin pitch 2.1 mm	13	8	12	62U00025060E
	Sicilia	5	690 x 157 x 230	T&F, Fin pitch 2.1 mm	6	8	24	62U00025439D
	Verona	5	690 x 157 x 230	T&F, Fin pitch 2.1 mm	13	9.5	12	62U00025258G
	Verona	5	690 x 157 x 230	T&F, Fin pitch 2.1 mm	6	9.5	24	62U00025444A
	Taormina	5	710 x 165 x 180	T&F, Fin pitch 2.1 mm	13	9.5	12	62U00025441A
	Taormina	5	710 x 165 x 180	T&F, Fin pitch 2.1 mm	6	9.5	24	62U00025442A

	Model	Performance (kW)	Dimensions L x W x H (mm)	Description	Current consumption (A)	Weight (kg)	Voltage (V)	Order number
	HTC	6.5	480 x 110 x 350	HTC, Fin pitch 2.5 mm	13	3.7	12	62U00025453A
	HTC	6.5	480 x 110 x 350	HTC, Fin pitch 2.5 mm	6	3.7	24	62025454A
	HTC	5	606 x 110 x 350	HTC, Fin pitch 3.5 mm	18	4.5	12	62U00025427A
	HTC	7	606 x 110 x 350	HTC, Fin pitch 2.5 mm	18	4.5	12	62U00025460A
	HTC	12	606 x 160 x 350	HTC, Fin pitch 2.5 mm	16	7.5	24	62U00025486A
	HTC	12	606 x 160 x 350	HTC, Fin pitch 2.5 mm	32	7.5	12	62U00025472A
	HTC	12	725 x 105 x 450	HTC, Fin pitch 3.5 mm	18	6	12	62U00025426B
	HTC	14	725 x 105 x 450	HTC, Fin pitch 2.5 mm	25	4.6	12	62U00025459C
	HTC	14	725 x 105 x 450	HTC, Fin pitch 2.5 mm	14	4.6	24	62U00025478A

Integrated air-conditioning systems

Air-conditioning kit, including evaporator, for light-duty vehicles

Model	Emissions standard	Model year	Engine displacement	Horse power	Cylinders	Notes	Order number			Kit characteristics	
										Control	Notes
Citroën											
Jumper 2.0 HDI – 2.2 HDI	–		1997	84	4	4)	621FI33500EA	62A03898A		Webasto	1)
Jumper 2.0 HDI – 2.2 HDI	–		1997	84	4		621FI33500EA			Original	1)
Jumper 2.0 HDI – 2.2 HDI	–		1997	84	4	5)	621FI33500EA	62A03955A	62A03898A	Webasto	1)
Jumper 2.0 HDI – 2.2 HDI	–		1997	84	4	5)	621FI33500EA	62A03955A		Original	1)
Jumper 2.2 HDI	Euro 4	from 2006	2198	101/120	4	2)	621FI34400EB	62A031020B	62A031017A	Original	
Jumper 2.2 HDI	Euro 4	from 2006	2198	101/120	4	2)	621FI34400EB	62A031020B	62A031018A	Webasto	
Jumper 2.2 HDI	Euro 5	from 2010	2198	100	4		621CI13601EA			Webasto	
Jumper 2.2 HDI	Euro 5	from 2010	2198	100	4		621CI13701EA			Original	
Jumper 2.8 HDI (series 244)	–	from 2001 – 2006	2798	127	4		621FI30400EB	62A03898A		Webasto	1)
Jumper 2.8 HDI (series 244)	–	from 2001 – 2006	2798	127	4		621FI30400EB			Original	1)
Jumper 3.0 HDI	Euro 4	from 2006	2999	157	4	3)	621FI34300EB	62A031019A	62A031017A	Original	
Jumper 3.0 HDI	Euro 4	from 2006	2999	157	4	3)	621FI34300EB	62A031019A	62A031018A	Webasto	
Jumper 3.0 HDI	Euro 4	from 2006	2999	157	4	2)	621FI34300EB	62A031020B	62A031017A	Original	
Jumper 3.0 HDI	Euro 4	from 2006	2999	157	4	2)	621FI34300EB	62A031020B	62A031018A	Webasto	
Jumper 3.0 HDI	Euro 5	to 2010	2998	157	4		621FI36001EA			Webasto	
Jumper 3.0 HDI	Euro 5	to 2010	2998	157	4		621FI36101EA			Original	
Jumper 33-35 2.8 HDI (series 230)	–	from 2000	2798	127	4	6)	621FI30400EB	62A03864B			1)
Fiat											
Ducato 2.3 JTD (series 244)	–	from 2001	2286	110	4		621FI32400EB	62A03898A		Webasto	1)
Ducato 2.3 JTD (series 244)	–	from 2001	2286	110	4	13)	621FI32400EB			Original	1)
Ducato 2.8 JTD (series 244)	–	from 2001	2798	127	4		621FI30400EB	62A03898A		Webasto	1)
Ducato 2.8 JTD (series 244)	–	from 2001	2798	127	4	13)	621FI30400EB			Original	1)
Ducato 10-14 2.8 TD	–	to 03/1999	2800	122	4		621FI285120EA				1)
Ducato 10-14 2.5 D – 2.5 TDI	–	from 1994	2500	85/116	4		621FI223120EC				1)
Ducato 10-14 2.8 D	–		2800	87	4		621FI285120EA				1)
Ducato 10-14 2.8 JTD (series 230)	–	from 2000	2800	122	4	6)	621FI30400EB	62A03864B			2)
Ducato 10-14 2.8 TDI (series 230)	–	from 03/99	2800	122	4	7)	621FI30400EB	62A03865B			1)
Ducato 2.0 JTD	–	from 05/2004	1997	84	4	4)	621FI33500EA	62A03898A		Webasto	1)
Ducato 2.0 JTD	–	from 05/2004	1997	84	4	4)	621FI33500EA			Original	1)

Model	Emissions standard	Model year	Engine displacement	Horse power	Cylinders	Notes	Order number			Kit characteristics	
										Control	Notes
Ducato 2.0 JTD	–	to 05/2004	1997	84	4	5)	621FI33500EA	62A03955A	62A03898A	Webasto	1)
Ducato 2.0 JTD	–	to 05/2004	1997	84	4	5)	621FI33500EA	62A03955A		Original	1)
Ducato X250 2.0 MJT	Euro 5	from 2010	1956	116	4		621FI35601EA			Original	
Ducato X250 2.0 MJT	Euro 5	from 2010	1956	116	4		621FI35701EA			Webasto	
Ducato X250 2.2 MJT	Euro 4	from 2006	2198	101	4	2)	621FI34400EB	62A031020B	62A031017A	Original	
Ducato X250 2.2 MJT	Euro 4	from 2006	2198	101	4	2)	621FI34400EB	62A031020B	62A031018A	Webasto	
Ducato X250 2.3 MJT	Euro 4 / 5	from 2006	2287	120	4	3)	621FI34200EB	62A031019A	62A031018A	Webasto	
Ducato X250 2.3 MJT	Euro 4 / 5	from 2006	2287	120	4	3)	621FI34200EB	62A031019A	62A031017A	Original	
Ducato X250 2.3 MJT	Euro 4 / 5	from 2006	2287	120	4	2)	621FI34200EB	62A031020B	62A031017A	Original	
Ducato X250 2.3 MJT	Euro 4 / 5	from 2006	2287	120	4	2)	621FI34200EB	62A031020B	62A031018A	Webasto	
Ducato X250 3.0 MJT	Euro 4 / 5	from 2006	2999	157	4	3)	621FI34300EB	62A031019A	62A031018A	Webasto	
Ducato X250 3.0 MJT	Euro 5	from 2010	2998	157	4		621FI36001EA			Webasto	
Ducato X250 3.0 MJT	Euro 4 / 5	from 2006	2999	157	4	3)	621FI34300EB	62A031019A	62A031017A	Original	
Ducato X250 3.0 MJT	Euro 4 / 5	from 2006	2999	157	4	2)	621FI34300EB	62A031020B	62A031017A	Original	
Ducato X250 3.0 MJT	Euro 4 / 5	from 2006	2999	157	4	2)	621FI34300EB	62A031020B	62A031018A	Webasto	
Ducato X250 3.0 MJT	Euro 5	from 2010	2998	157	4		621FI36101EA			Original	
Isuzu											
NLR-NMR-NLS 85 (small cabin)	Euro 4 / 5	from 2008	2999	150	4		621IS02111EB				1)
NPR 75 5.2 TDI	–	from 2007	5193	190	4		621IS02211ED				1)
NPR85 L gsx (large cabin)	Euro 4 / 5	from 2008	2999	150	4		621IS02011EC				1)
NPR85 (large cabin)	Euro 5 / 6	from 2014	2999	150	4		621IS02611C				1)
NPR85 (narrow cabin)	Euro 5 / 6	from 2014	2999	150	4		621IS02711D				1)
Mercedes-Benz											
Sprinter 2.2 CDI	–	from 2006	2148	150	4	11)	621MB32400EA	62A031028A			1)
Sprinter 2.2 CDI (also for RHD drive)	–	from 2006	2148	150	4	10)	621MB32400EA	62A031029A			1)
Sprinter 208-308 CDI (engine OM 611)	–	from 2000	2150	82	4		621MB311116ED			Original	1)
Sprinter 211-311 CDI (engine OM 611)	–	from 2000	2150	109	4		621MB311116ED			Original	1)
Sprinter 213-313 CDI (engine OM 611)	–	from 2000	2150	129	4		621MB311116ED			Original	1)
Sprinter 216-316-416 (engine OM 612)	–		2686	156	5		621MB311116ED			Original	1)

Integrated air-conditioning systems

Air-conditioning kit, including evaporator, for light-duty vehicles

Model	Emissions standard	Model year	Engine displacement	Horse power	Cylinders	Notes	Order number			Kit characteristics	
										Control	Notes
Sprinter 3.0 DCI	–	from 2006	2987	184	6	10)	621MB32400EA				1)
Sprinter 308 CDI (engine OM 611)	–	from 2000	2150	79	4		621MB311116ED			Original	1)
Sprinter 316 2.2 CDI (Euro 5) OM651	Euro 5	from 2009	2143	163	4	11)	621MB32400EA	62A031117A			1)
Vito 108 2.2 CDI (engine OM611) (cab only)	–	from 1994 – 2000	2151	82	4	9)	621MB307114ED			Original	1)
Vito 109-111-115 2.2CDI	–	from 2003	2148	108	4		621MB322121EB				1)
Vito 110 2.2 CDI (engine OM 611) (cab only)	–	from 1994 – 2000	2151	102	4	9)	621MB307114ED			Original	1)
Vito 112 2.2 CDI (engine OM 611) (cab only)	–	from 1994 – 2000	2151	122	4	9)	621MB307114ED			Original	1)
Nissan											
Rear evaporator for Primastar 2.0 + air duct kit (suitable only with Webasto solution)	–						62U003FF058EB	623RE89EA			1)
Opel											
Vivano 2.0 rear evaporator + air duct kit (suitable only with Webasto solution)	–						62U003F-F058EB	623RE89EA			
Peugeot											
Boxer 2.0 HDI (version 244)	–	from 05/2004	1997	84	4	4)	621FI33500EA	62A03898A		Webasto	1)
Boxer 2.0 HDI (version 244)	–	from 05/2004	1997	84	4	4)	621FI33500EA			Original	1)
Boxer 2.0 HDI (version 244)	–	to 05/2004	1997	84	4	5)	621FI33500EA	62A03955A	62A03898A	Webasto	1)
Boxer 2.0 HDI (version 244)	–	to 05/2004	1997	84	4	13)	621FI33500EA	62A03955A		Original	1)
Boxer 2.2 HDI	Euro 4	from 2006	2198	101/120	4	2)	621FI34400EB	62A031020B	62A031017A	Original	
Boxer 2.2 HDI	Euro 4	from 2006	2198	101/120	4	2)	621FI34400EB	62A031020B	62A031018A	Webasto	
Boxer 2.2 HDI	Euro 5	to 2010	2198	100	4	2)	621CI13601EA			Webasto	
Boxer 2.2 HDI	Euro 5	to 2010	2198	100	4	2)	621CI13701EA			Original	
Boxer 3.0 HDI	Euro 4	from 2006	2999	157	4	3)	621FI34300EB	62A031019A	62A031017A	Original	
Boxer 3.0 HDI	Euro 4	from 2006	2999	157	4	3)	621FI34300EB	62A031019A	62A031018A	Webasto	
Boxer 3.0 HDI	Euro 4	from 2006	2999	157	4	2)	621FI34300EB	62A031020B	62A031017A	Original	
Boxer 3.0 HDI	Euro 4	from 2006	2999	157	4	2)	621FI34300EB	62A031020B	62A031018A	Webasto	
Boxer 3.0 HDI	Euro 5	to 2010	2998	158	4	2)	621FI36001EA			Webasto	
Boxer 3.0 HDI	Euro 5	to 2010	2998	158	4	2)	621FI36101EA			Original	
Boxer 330-350 2.8 HDI	–		2798	127	4	8)	621FI30400EB	62A03864B			1)

Model	Emissions standard	Model year	Engine displacement	Horse power	Cylinders	Notes	Order number			Kit characteristics	
										Control	Notes
Renault											
Master 2.2/2.5 DCI (not prepared)	–	from 2004	2500	120	4	14) 16)	621RE20100EA				1)
Master/Mascott 3.0 DCI (transversal engine)	–	from 2004	2953	136	4	16)	621RE20100EA	62A03988A			
Trafic 2.0 rear evaporator + air duct kit (suitable only with Webasto solution)	–						62U003F-F058EB	623RE89EA			
Volkswagen											
Caddy 1.9/2.0 TDI (engine BKC/BRU/BJB)	–	from 2008	1390	90/105/140	4	12)		62A031027B			1)
Crafter 2.0 TDI (incl. bipower)	Euro 5	from 2011	1968	109/163	4	11)	621MB32400EA	62A031109B			
Crafter 2.5	Euro 4	from 2006	2461	136	5	11)	621MB32400EA	62A031043A			
Transporter 1.9 TDI T5 (engine AXB, AXC)	–	from 2003	1898	80	4		621VW21956EC				
Transporter 1.9 TDI T5 (engine BRS, BRR)	–	from 2003	1898	80	4	15)	621VW21956EC				
Transporter T5 2.0 TDI	–	from 2010	1968	102	4		621VW22056EA				

- 1) AC unit with manual control

2) Wiring harness for not prepared vehicles

3) Wiring harness for prepared vehicles

4) Kit suitable for new engines with back side power steering pump are identified by chassis number from 7431721dd 04.05.2004

5) Kit suitable for old engines with front side power steering pump (former 1FI32300E)

6) Additional control wiring kit for Jumper 2.8 HDI series 230

7) Additional control wiring kit for Ducato 2.8 JTD series 230

8) Additional control wiring kit for Boxer 2.8 HDI
- 9) Additional kit for cars without REC

10) For kit with V5 compressor

11) Kit with SP15 (154cc) compressor

12) Unified version (Euro 3, Euro 4)

13) Original AC panel kit with A/C switch and rear heater switch

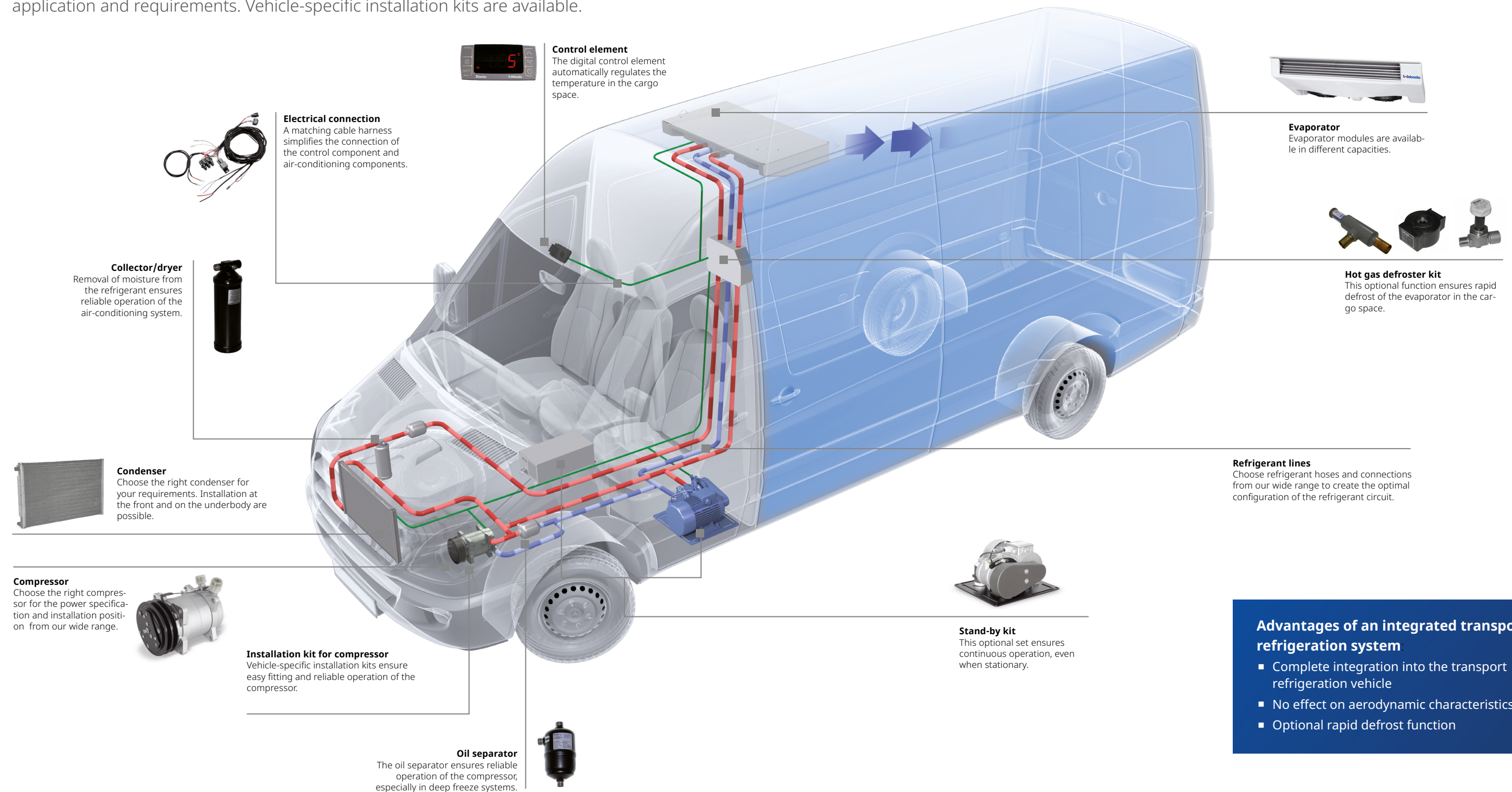
14) Is necessary only for cabin application, not necessary with a second compressor application

15) Belt 62013687A must be added

16) Only for vehicles with heating BEHR

Application of an integrated transport refrigeration system

Webasto integrated transport refrigeration systems are suitable for fresh produce delivery ($> 0^{\circ}\text{C}$) and for deep frozen cargo ($< 0^{\circ}\text{C}$). They are available in various capacities up to 3,660 W. An optional stand-by function allows operation independently of the engine. The system components are fully integrated into the vehicle and can be tailored to the individual application and requirements. Vehicle-specific installation kits are available.



Advantages of an integrated transport refrigeration system

- Complete integration into the transport refrigeration vehicle
- No effect on aerodynamic characteristics
- Optional rapid defrost function

Transport refrigeration systems

Integrated solutions, direct drive



Transport refrigeration system fully integrated into the vehicle. Optimum component combinations thanks to modular system

The transport refrigeration systems ensure that perishable goods can be transported over long distances at the optimum temperature and reach their destination in perfect condition. The components of this cooling system, such as evaporators, condensers and compressors as well as a large range of accessories can be combined to give individually tailored solutions. This gives a high degree of flexibility and adaptability to different applications as specified by the customer. With powerful fans, they offer reliability and a long life, important factors in transport refrigeration. Depending on the desired temperature range, the system can be filled with the refrigerant R134a or R404A. An electric motor is available as an option for stand-by operation.

Pordoi

Modular system for almost all light-duty vehicles. The fully integrated design ensures that neither the exterior appearance nor the aerodynamics of the vehicle are negatively affected.

Stand-by module:

The stand-by module is used to keep the transport refrigeration system working at set temperature when the vehicle is still and connected to the power network. The stand-by module grants the cooling power declared with ATP certification only for the refrigerant R134a.

Key benefits at a glance:

- Integrated system
- Tailor-made refrigeration units for commercial vehicles with cargo spaces up to 18 m³
- Cooling capacity up to 3,660 W
- Automatic temperature regulation
- High efficiency in all temperature ranges
- High-quality reliable components from proven series production processes
- ATP (Accord Transport Perissable) certification for all units

Technical data

Model overview	Pordoi 2000		Pordoi 3000		Pordoi 4000	
	Stand-by unit optional					
Refrigerant	R404A	R134a	R404A	R134a	R404A	R134a
Cooling capacity according to ATP standard, at ambient temperature of +30 °C and compartment temperature of 0 °C, in engine / stand-by operation optional (W)	2,493 / 753	1,565 / 1,233	2,799 / 890	2,203 / 1,636	3,660 / 1,133	2,616 / 1,858
Cooling capacity according to ATP standard, at ambient temperature of +30 °C and compartment temperature of -20 °C, in engine / stand-by operation optional (W)	1,206 / -	-	1,332 / -	-	1,926 / -	-
Cooling capacity according to ATP standard, at ambient temperature of +30 °C and compartment temperature of +5 °C, in engine / stand-by operation optional (W)	-	1,895 / 1,539	-	2,714 / 1,994	-	3,101 / 2,329
Nominal voltage (V)	12					
Air flow (m³/h)	670		1,040		1,534	
Max. total current absorption at 12 V, in engine / stand-by operation (A)	(*) / 14		(*) / 16			
Dimensions Condenser unit Evaporator unit L x W x H (mm)	(*) 660 x 500 x 157		(*) 900 x 500 x 157		(*) 1,000 x 500 x 157	
Weight Condenser unit Evaporator unit (kg)	(*) 7.5		(*) 10.5		(*) 12.5	
Accessories	Stand-by unit (**)					

* Depending on application ** ATP certification is available only for R134a

Pordoi 2000

Model overview	Scope of delivery	Order number
Pordoi 2000	Evaporator unit with refrigerant R404A, product documentation	62U003FF109ED
Pordoi 2000	Evaporator unit with refrigerant R134a, product documentation	62U003FF123EC
Accessories		
Stand-by unit		62U006SB04F

Pordoi 3000

Model overview	Scope of delivery	Order number
Pordoi 3000	Evaporator unit with refrigerant R404A, product documentation	62U003FF111ED
Pordoi 3000	Evaporator unit with refrigerant R134a, product documentation	62U003FF110ED
Accessories		
Stand-by unit		62U006SB04F

Pordoi 4000

Model overview	Scope of delivery	Order number
Pordoi 4000	Evaporator unit with refrigerant R404A, product documentation	62U003FF112ED
Pordoi 4000	Evaporator unit with refrigerant R134a, product documentation	62U003FF113ED
Accessories		
Stand-by unit		62U006SB04F

The performance data for your application may differ from the nominal values.

The following pages contain an overview of the available vehicle-specific installation kits. These contain a compressor with bracket, condenser with bracket, collector/dryer, pressure switch, cable harness, refrigerant lines and joints.

Transport refrigeration systems

Transport refrigeration kit for integrated solutions

Model	Emissions standard	Model year	Engine displacement	HP	Cylinders	Notes	With original vehicle air-conditioning system	Without original vehicle air-conditioning system	Evaporator to be added	
									Part no.	Evaporator with valve (R134a) P/N
Citroën										
Berlingo 1.6 HDI	Euro 5		1560	75 / 92	4			x	622HDPE002FB	62U003FF108ED
Jumper 2.2 HDI	Euro 4	from 2006	2198	101	4		x		6231182A	62U003FF110ED
Jumper 2.2 HDI	Euro 4	from 2006	2198	101	4		x		6231182A	62U003FF113ED
Jumper 2.2 HDI	Euro 4	from 2006	2198	101	4			x	622HDFI001FB	62U003FF110ED
Jumper 2.2 HDI	Euro 4	from 2006	2198	101	4			x	622HDFI001FB	62U003FF113ED
Jumper 2.2 HDI	Euro 5	from 2010	2198	100	4			x	622HDCI005FA	62U003FF110ED
Jumper 2.3 MJT	Euro 4	from 2006	2287	120	4		x		621HDFI008EC	62U003FF110ED
Jumper 2.3 MJT	Euro 4	from 2006	2287	120	4		x		621HDFI008EC	62U003FF113ED
Jumper 3.0 HDI	Euro 4	from 2006	2999	157	4			x	622HDFI003FB	62U003FF113ED
Jumper 3.0 HDI	Euro 4	from 2006	2999	157	4			x	622HDFI003FB	62U003FF110ED
Jumpy 1.6 HDI	Euro 4	from 2007	1560	90	4		x		621HDFI012EA	62U003FF108ED
Jumpy 1.6 HDI	Euro 4	from 2007	1560	90	4		x		621HDFI012EA	62U003FF110ED
Jumpy 1.6 Blue HDI	Euro 6	from 2016	1560	95-115	4			x	6241866B	62U003FF108ED
Jumpy 1.6 Blue HDI	Euro 6	from 2016	1560	95-115	4			x	6241866B	62U003FF110ED
Jumpy 2.0 HDI	Euro 4	from 2007	1997	120	4		x		621HDFI011EA	62U003FF110ED
Jumpy 2.0 HDI	Euro 4	from 2007	1997	120/136	4			x	622HDFI004FA	62U003FF110ED
Jumpy 2.0 HDI	Euro 5	from 2010	1997	163	4			x	622HDFI011FC	62U003FF110ED
Jumpy 2.0 HDI	Euro 5	from 2010	1997	163	4		x		621HDFI020EA	62U003FF108ED
Jumpy 2.0 HDI	Euro 5	from 2010	1997	163	4		x		621HDFI020EA	62U003FF110ED
Jumpy 2.0 Blue HDI	Euro 6	from 2010	1997	128-163	4			x	6244080B	62U003FF108ED
Jumpy 2.0 Blue HDI	Euro 6	from 2010	1997	128-163	4			x	6244080B	62U003FF110ED
FIAT										
Doblò 1.3 MJT 16 V	Euro 5	from 2010	1248	75	4			x	622HDFI009FA	62U003FF108ED
Doblò 1.3 MJT	Euro 5	from 2010	1248	90	4			x	6240889A	62U003FF108ED
Doblò 1.3 MJ	–	from 2004	1248	69	4		x		621HDFI003EB	62U003FF108ED
Doblò 1.3 MJ	Euro 4	from 2010	1248	90	4		x		621HDFI014EA	62U003FF108ED
Doblò 1.6 MJ	Euro 4	from 2010	1598	105	4		x		621HDFI015EA	62U003FF108ED
Doblò 1.6 MJ	Euro 4	from 2010	1598	105	4		x		621HDFI015EA	62U003FF110ED
Nuovo Doblo' Cargo 1.6 MJT II	Euro 6	from 2016	1598	95-105	4			x	6242084C	62U003FF108ED
Nuovo Doblo' Cargo 1.6 MJT II	Euro 6	from 2016	1598	95-105	4			x	6242084C	62U003FF110ED
Doblò 1.9 JTD	–	from 2003	1910	105	4		x		621HDFI007EB	62U003FF108ED
Doblò Cargo 1.3 (69HP) MJ.	Euro 3/4	from 2004	1248	69	4			x	622HDFI012FA	62U003FF108ED
Doblò Cargo 1.4 (120HP) T-Jet Nat	Euro 5/6	from 2011	1368	120	4			x	622HDFI015FA	62U003FF108ED
Doblò Cargo 1.4 (95HP) Benz.	Euro 4	from 2007	1368	95	4			x	622HDFI008FA	62U003FF108ED
Doblò Cargo 1.6 (105HP) MJT	Euro 5		1598	105	4			x	622HDFI006FA	62U003FF108ED
Doblò Cargo 1.9 (105HP) MJ.	Euro 4	from 2007	1910	105	4			x	622HDFI014FA	62U003FF108ED
Doblò Cargo 2.0 (135HP) MJT	Euro 5		1956	135	4			x	622HDFI006FA	62U003FF110ED
Nuovo Doblo' Cargo 2.0 MJT II	Euro 6	from 2016	1956	135	4			x	6242084C	62U003FF108ED
Nuovo Doblo' Cargo 2.0 MJT II	Euro 6	from 2016	1956	135	4			x	6242084C	62U003FF110ED

Model	Emissions standard	Model year	Engine displacement	HP	Cylinders	Notes	With original vehicle air-conditioning system	Without original vehicle air-conditioning system	Evaporator to be added	
									Part no.	Evaporator with valve (R134a) P/N
Ducato 2.0 MJ	Euro 5	from 2007	1956	115	4		x		621HDFI018EA	62U003FF110ED
Ducato 2.0 MJ	Euro 5	from 2008	1956	115	4		x		621HDFI018EA	62U003FF113ED
Ducato 2.0 Mjt (SP15)	Euro 5	from 2011	1956	115	4			x	622HDFI013FA	62U003FF110ED
Ducato 2.0 Mjt (SP15)	Euro 5	from 2011	1956	115	4			x	622HDFI013FA	62U003FF113ED
Ducato 2.0 Mjt (TM15)	Euro 5	from 2011	1956	115	4			x	622HDFI010FA	62U003FF110ED
Ducato 2.0 Mjt (TM15)	Euro 5	from 2011	1956	115	4			x	622HDFI010FA	62U003FF113ED
Ducato 2.2 MJ R134a	Euro 4	from 2006	2198	101	4		x		6231182A	62U003FF110ED
Ducato 2.2 MJ R134	Euro 4	from 2006	2198	101	4		x		6231182A	62U003FF113ED
Ducato 2.2 MJ	Euro 4	from 2006	2198	101	4			x	622HDFI001FB	62U003FF110ED
Ducato 2.2 MJ	Euro 4	from 2006	2198	101	4			x	622HDFI001FB	62U003FF113ED
Ducato 2.3 MJ	–	from 2006	2287	120	4		x		621HDFI008EC	62U003FF110ED
Ducato 2.3 MJ	–	from 2006	2287	120	4		x		621HDFI008EC	62U003FF113ED
Ducato X 250 2.2 MJT	Euro 4	from 2006	2287	120	4L			x	622HDFI001FB	62U003FF110ED
Ducato X 250 2.2 MJT	Euro 4	from 2006	2287	120	4L			x	622HDFI001FB	62U003FF113ED
Ducato X250 2.3 MJT	Euro 4/5	from 2006	2287	120	4L			x	6243998A	62U003FF110ED
Ducato X250 2.3 MJT	Euro 4/5	from 2006	2287	120	4L			x	6243998A	62U003FF113ED
Ducato X250 3.0 MJT	Euro 4	from 2006	2999	157	4			x	622HDFI003FB	62U003FF110ED
Ducato X250 3.0 MJT	Euro 4	from 2006	2999	157	4			x	622HDFI003FB	62U003FF113ED
Fiorino 1.3 MJT 16 V	Euro 4	from 2008	1248	75	4			x	6240902A	62U003FF108ED
Fiorino 1.3 MJT 16 V	Euro 5	from 2010	1248	75	4			x	622HDFI009FA	62U003FF108ED
Scudo 1.6 MJ	Euro 4	from 2007	1560	90	4		x		621HDFI012EA	62U003FF108ED
Scudo 1.6 MJ	Euro 4	from 2007	1560	90	4		x		621HDFI012EA	62U003FF110ED
Scudo 1.6 MJ	Euro 4	from 2007	1560	90	4	3)		x	622HDFI007FA	62U003FF108ED
Scudo 1.6 MJ	Euro 4	from 2007	1560	90	4	3)		x	622HDFI007FA	62U003FF110ED
Scudo 2.0 MJ	Euro 4	from 2007	1997	120	4		x		621HDFI011EA	62U003FF110ED
Scudo 2.0 MJ	Euro 4	from 2007	1997	120/136	4			x	622HDFI004FA	62U003FF110ED
Scudo 2.0 MJT / HDI	Euro 5	from 2010	1997	163	4		x		621HDFI020EA	62U003FF108ED
Scudo 2.0 MJT / HDI	Euro 5	from 2010	1997	163	4		x		621HDFI020EA	62U003FF110ED
Ford										
Transit (Custom) 2.2 TDCI	Euro 5	from 2012	2200	100-125	4	10)		x	622HDFO003FA	62U003FF110ED
Transit (Custom) 2.2 TDCI	Euro 5	from 2012	2200	100-125	4	10)		x	622HDFO003FA	62U003FF113ED
Transit (Custom) 2.2 TDCI	Euro 5	from 2012	2200	100-125	4		x		621HDFO006SA	62U003FF110ED
Transit (Custom) 2.2 TDCI	Euro 5	from 2012	2200	100-125	4		x		621HDFO006SA	62U003FF113ED
Transit (Custom) 2,0 EcoBlue	Euro 6	from 2016	1996	105/130/170	4	10)		x	6243086A	62U003FF110ED
Transit (Custom) 2,0 EcoBlue	Euro 6	from 2016	1996	105/130/170	4	10)		x	6243086A	62U003FF113ED
Transit (Custom) 2,0 EcoBlue (Engine YNR6)	Euro 6	from 2016	1996	105/130/170	4	12)		x	6241827B	62U003FF110ED
Transit (Custom) 2,0 EcoBlue (Engine YNR6)	Euro 6	from 2016	1996	105/130/170	4	12)		x	6241827B	62U003FF113ED
Connect 1.5 TDCi (6 gear box)	Euro 6	from 2016	1499	75/100/120	4			x	6241354B	62U003FF108ED
Connect 1.5 TDCi (6 gear box)	Euro 6	from 2016	1499	75/100/120	4			x	6241354B	62U003FF110ED

Transport refrigeration systems

Transport refrigeration kit for integrated solutions

Model	Emissions standard	Model year	Engine displacement	HP	Cylinders	Notes	With original vehicle air-conditioning system	Without original vehicle air-conditioning system	Evaporator to be added	
									Part no.	Evaporator with valve (R134a) P/N
Transit 2.2 TDCI	Euro 5	from 2012	2198	101	4	4)	x		621HDFO005EB	62U003FF110ED
Transit Connect 1.6 E5 – 6 Speed	Euro 6	from 2014	1560	75 - 95 - 115	4			x	–	62U003FF108ED
Iveco										
Daily 2.3 HPI	Euro 4	2003 – 2006	2286	116	4			x	622HDIV004SA	62U003FF110ED
Daily 2.3 HPI	Euro 4	2003 – 2006	2286	116	4			x	622HDIV004SA	62U003FF113ED
Daily 2.3 HPI	Euro 5/5B+/6	to 05-2014	2286	106 / 126	4	11)		x	622HDIV005SA	62U003FF110ED
Daily 2.3 HPI	Euro 5	to 05-2014	2286	106 / 126	4			x	622HDIV005SA	62U003FF113ED
Daily 3.0	Euro 5 / 5b+	to 05-2014	2998	107 / 150	4			x	622HDIV006SB	62U003FF110ED
Daily 3.0 HPT	Euro 5	to 05-2014	2998	145 / 170	4		x		621HDIV007EA	62U003FF110ED
Daily 3.0 HPT	Euro 5	to 05-2014	2998	145 / 170	4		x		621HDIV007EA	62U003FF113ED
Daily 3.0 JTD	–	2003 – 2006	3000	169 / 177	4			x	622HDIV001SB	62U003FF110ED
Daily 3.0 JTD	–	2003 – 2006	3000	169 / 177	4			x	622HDIV001SB	62U003FF113ED
Daily 3.1	Euro 5 / 5b+	from 2010	2998	107 / 150	4			x	622HDIV006SB	62U003FF113ED
Mercedes-Benz										
Sprinter 2.2 CDI (MB N63)	Euro 4	from 2010	2143	163	4			x	6243136A	62U003FF110ED
Sprinter 2.2 CDI (MB N63)	Euro 4	from 2010	2143	163	4			x	6243136A	62U003FF113ED
Sprinter 2.2 CDI E4 OM 646 DELA	–	2006 – 2009	2148	150	4			x	622HDMB002SB	62U003FF110ED
Sprinter 2.2 CDI E4 OM 646 DELA	–	2006 – 2009	2148	150	4			x	622HDMB002SB	62U003FF113ED
Sprinter 3.0 CDI (Tend. Orig.) OM 642DELA	Euro 4 / 5 / 5b+ / 6	to 2006	2987	184	6			x	622HDMB009SA	62U003FF110ED
Sprinter 3.0 CDI (Tend. Orig.) OM 642DELA	Euro 4 / 5 / 5b+ / 6	to 2006	2987	184	6			x	622HDMB009SA	62U003FF113ED
Sprinter 316 2.2 CDI OM651 DE22LA (not fittable for vehicles BlueEfficiency)	Euro 5	to 2009	2143	163	4			x	622HDMB008SB	62U003FF110ED
Sprinter 316 2.2 CDI OM651 DE22LA (not fittable for vehicles BlueEfficiency)	Euro 5	to 2009	2143	163	4			x	622HDMB008SB	62U003FF113ED
Sprinter 316 NGT M271 E18 ML (MZ2)	Euro 4	from 2009	2987	115 / 156	4			x	6240094A	
Vito 111-115 2.2 CDI	not defined	from 2003	2148	110-150	4			x	–	62U003FF110ED
Vito 111-115 2.2 CDI	not defined	from 2003	2148	110-150	4			x	–	62U003FF113ED
Vito 2.2 CDI (engine OM 646) OM 651 (Euro 5)	Euro 4	from 2003	2148	109	4		x		621HDMB003EC	62U003FF110ED

Model	Emissions standard	Model year	Engine displacement	HP	Cylinders	Notes	With original vehicle air-conditioning system	Without original vehicle air-conditioning system	Evaporator to be added	
									Part no.	Evaporator with valve (R134a) P/N
Vito 2.2 CDI (engine OM 646) OM 651 (Euro 5)	Euro 4	from 2003	2148	109	4		x		621HDMB003EC	62U003FF113ED
Nissan										
Interstar 2.5 DCI	Euro 4	from 2006	2464	120	4			x	622HDRE001SA	62U003FF110ED
Interstar 2.5 DCI	Euro 4	from 2006	2464	120	4			x	622HDRE001SA	62U003FF113ED
NV200 1.5 DCI	Euro 5	from 2010	1462	86	4			x	622HDNI003FA	62U003FF108ED
NV300 1.6 DCi	Euro 5B+ / 6	from 2016	1598	95-125-145	4			x	6242153A	62U003FF108ED
NV400 2.3	Euro 4 / 5	from 2010	2298	125	4			x	622HDRE006SA	62U003FF110ED
NV400 2.3	Euro 5B+	from 2010	2298	135-165	4		x	x	6235258A	62U003FF110ED
Primastar 2.0 DCI	Euro 5	from 2010	1995	90-114	4	5)		x	622HDRE007SA	62U003FF108ED
Primastar 2.0 DCI	Euro 5	from 2010	1995	90-115	4		x		621HDRE015A	62U003FF108ED
Primastar 2.0 DCI	Euro 4	from 2006	1995	90	4	6)		x	622HDRE009SA	62U003FF108ED
Opel										
Combo 1.4 Metan	Euro 5	from 2011	1368	120	4			x	622HDFI015FA	62U003FF108ED
Combo 1.6 MJT	Euro 5		1598	105	4			x	622HDFI006FA	62U003FF108ED
Movano 2.3 Twin Turbo	Euro 5B+	from 2010	2298	135-165	4		x	x	6235258A	62U003FF110ED
Movano 2.5 DCI	Euro 4	from 2006	2464	120	4			x	622HDRE001SA	62U003FF110ED
Movano 2.5 DCI	Euro 4	from 2006	2464	120	4			x	622HDRE001SA	62U003FF113ED
Vivaro 1.6 DCi	Euro 5B+/6	from 2016	1598	95-125-145	4			x	6242153A	62U003FF108ED
Vivaro 2.0 DCI	Euro 5	from 2010	1995	90-115	4		x		621HDRE015A	62U003FF110ED
Vivaro 1.6 CDTi Biturbo	Euro 5B+		1598	120-140	4			x	6242153A	62U003FF110ED
Peugeot										
Boxer 2.0 EcoBlue HDI	Euro 6	from 2016	1997		4		x	x	6244132A	62U003FF110ED
Boxer 2.0 EcoBlue HDI	Euro 6	from 2016	1997		4		x	x	6244132A	62U003FF113ED
Boxer 2.2 HDI	Euro 4	from 2006	2198	101	4		x		6231182A	62U003FF110ED
Boxer 2.2 HDI	Euro 4	from 2006	2198	101	4		x		6231182A	62U003FF113ED
Boxer 2.2 HDI	Euro 4	from 2006	2198	101	4			x	622HDFI001FB	62U003FF110ED
Boxer 2.2 HDI	Euro 4	from 2006	2198	101	4			x	622HDFI001FB	62U003FF113ED
Boxer 2.2 HDI	Euro 5	from 2010	2198	100	4			x	622HDCI005FA	62U003FF110ED
Boxer 2.3 MJT	Euro 4	from 2006	2287	120	4		x		621HDFI008EC	62U003FF110ED
Boxer 2.3 MJT	Euro 4	from 2006	2287	120	4		x		621HDFI008EC	62U003FF113ED
Boxer 3.0 HDI	Euro 4	from 2006	2999	157	4			x	622HDFI003FB	62U003FF110ED
Boxer 330-350 2.8HDI	–	from 2003	2798	127	4		x		621HDFI002EA	62U003FF110ED
Expert 1.6 HDI	Euro 4	from 2007	1560	90	4		x		621HDFI012EA	62U003FF108ED
Expert 1.6 HDI	Euro 4	from 2007	1560	90	4		x		621HDFI012EA	62U003FF110ED
Expert 1.6 MJ HDI	Euro 5	from 2011	1560	90	4			x	622HDFI020FA	62U003FF108ED
Expert 1.6 MJ HDI	Euro 5	from 2011	1560	90	4			x	622HDFI020FA	62U003FF110ED

Transport refrigeration systems

Transport refrigeration kit for integrated solutions


Model	Emissions standard	Model year	Engine displacement	HP	Cylinders	Notes	With original vehicle air-conditioning system	Without original vehicle air-conditioning system	Evaporator to be added	
									Part no.	Evaporator with valve (R134a) P/N
Expert 1.6 Blue HDI	Euro 6	from 2016	1560	95-115	4			x	6241866B	62U003FF108ED
Expert 1.6 Blue HDI	Euro 6	from 2016	1560	95-115	4			x	6241866B	62U003FF110ED
Expert 2.0 HDI	Euro 4	from 2007	1997	120	4		x		621HDFI011EA	62U003FF110ED
Expert 2.0 HDI	Euro 4	from 2007	1997	120 / 136	4			x	622HDFI004FA	62U003FF110ED
Expert 2.0 MJT / HDI	Euro 5	from 2010	1997	163	4		x		621HDFI020EA	62U003FF108ED
Expert 2.0 MJT / HDI	Euro 5	from 2010	1997	163	4		x		621HDFI020EA	62U003FF110ED
Expert 2.0 HDI	Euro 5	from 2010	1997	163	4			x	622HDFI011FC	62U003FF110ED
Expert 2.0 Blue HDI	Euro 6	from 2010	1997	128-163	4			x	6244080B	62U003FF108ED
Expert 2.0 Blue HDI	Euro 6	from 2010	1997	128-163	4			x	6244080B	62U003FF110ED
Partner 1.6 HDI	Euro 5		1560	75 / 92	4			x	622HDPE002FB	62U003FF108ED
Renault										
Kangoo 1.5 DCI	Euro 5		1461	75	4		x		621HDRE014EA	62U003FF108ED
Kangoo 1.5 DCI (engine K9K)	Euro 4	from 2008	1461	68 / 86 / 105	4		x		621HDRE012EA	62U003FF108ED
Kangoo 1.5 DCI (engine K9K)	Euro 5	from 2011	1461	68 / 86 / 105	4			x	622HDRE010FA	62U003FF108ED
Master 2.3 DCI Rear-wheel drive	Euro 5	from 2010	2298	125	4			x	622HDRE008SA	62U003FF110ED
Master 2.3 DCI with PTO R134a	Euro 5	from 2010	2298	125	4			x	622HDRE006SA	62U003FF110ED
Master 2.3 Twin Turbo	Euro 5B+	from 2010	2298	135-165	4		x	x	6235258A	62U003FF110ED
Master 2.5 DCI	Euro 4	from 2006	2464	120	4			x	622HDRE001SA	62U003FF110ED
Trafic 2.0 DCI	Euro 5	from 2010	1995	90-115	4	5)		x	622HDRE007SA	62U003FF110ED
Trafic 2.0 DCI	Euro 5	from 2010	1995	90-115	4		x		621HDRE015A	62U003FF110ED
Trafic 2.0 DCI (not prepared)	–	from 2006	1995	90	4	6)		x	622HDRE009SA	62U003FF110ED
Trafic 1.6 CDTi Single- / Bi-Turbo	Euro 5B+ / 6	from 2016	1598	95-125-145	4			x	6242153A	62U003FF110ED
Volkswagen										
Caddy 1.6 TDI	Euro 4 / 5	to 09/2015	1598		4			x	6235704A	62U003FF108ED
Caddy 1.9 TDI – 2.0SDI (engine BDJ)	–	from 2004	1968	69	4				62A01001A	
Caddy 2,0 BiFuel	Euro 4 / 5	to 09/2015	1968		4			x	6235704A	62U003FF108ED
Crafter 2.0 TDI without A/C	Euro 5	from 2009	1968	106/163	4		x		621HDVW005EB	62U003FF110ED
Crafter 2.0 TDI	Euro 5	2006-2011	1968	109-163	4			x	622HDVW004SC	62U003FF110ED
Under chassis condenser kit									62A031023C	
T5 2.0 TDI	Euro 5								6235578A	62U003FF113ED
T5 2.0 TDI 5 gear box	Euro 5	from 2009	1968	82-102	4			x	622HDVW005SA	62U003FF110ED
T5 2.0 TDI Automatic Transmission	Euro 5	from 2009	1968	140-180	4			x	622HDVW007SA	62U003FF110ED

General components	Refrigerant	Voltage (V)	Order number
Evaporator unit for Pordoi 2000 – prepared for hot gas defrosting function	R134a		62U003FF108ED
Evaporator unit for Pordoi 2000 – prepared for hot gas defrosting function	R404A		62U003FF109ED
Evaporator unit for Pordoi 3000 – prepared for hot gas defrosting function	R134a		62U003FF110ED
Evaporator unit for Pordoi 3000 – prepared for hot gas defrosting function	R404A		62U003FF111ED
Evaporator unit for Pordoi 4000 – prepared for hot gas defrosting function	R404A		62U003FF112ED
Evaporator unit for Pordoi 4000 – prepared for hot gas defrosting function	R134a		62U003FF113ED
Evaporator unit for Pordoi 4000 – prepared for hot gas defrosting function	R404A	24	62U003FF099EE
Hot gas defrost kit		12	62U003AA133B
Hot gas defrost kit		24	62U003AA144B
Hot gas “light” defrost kit for positive temperatures			62U003AA137A
Low pressure switch kit			62U003AA132B
Oil separator kit			62U003AA044A
Sight glass			62U003AA131A
Wiring resistor to defrost the condensate drain for negative temperatures			62U003AA143A
Controller programming tool			620682827A
New stand-by PS 1000 (60 A – 12 V) w/o accessories			62U006SB04F
Accessories for stand-by			
Oil separator kit			62U003AA044A
Sight glass			62U003AA131A
Hot gas “light” defrost kit for positive temperatures			62U003AA137A
Low pressure switch kit			62U003AA132B
Extension cable			62A031092A

- 1) Only for neg. temp. (R404A) the kit includes oil separator, wiring resistor and defrost
- 2) Hot gas defrost kit -> defrosting of the evaporator fins: For temperature over 5 °C the kit is optional, for temperatures lower than 5 °C the kit is mandatory, for temperatures between 0 °C and 5 °C the kit is strongly recommended above all when there is a long use of the vehicle or when the door is often opened.
- 3) For vehicles to November 2010 with Euro 4 and with original compressor
- 4) Condenser under chassis
- 5) Verify on the fitting manual if the engine block is correct
- 6) Do not install on Euro 5 vehicles
- 7) Kit for vehicle with one radiator fan
- 8) Additional kit for vehicle with double radiator fan
- 9) Kit under chassis condenser for heavy duty application 62A03966A to be ordered separately
- 10) Front-Wheel Drive
- 11) For Euro 6 installations special care for the positioning of the below chassis condenser must be taken not to interfere with the existing urea filter
- 12) Rear-weel Drive


Transport refrigeration systems

Transport refrigeration kit for integrated solutions



Defrost kit

Defrost of the evaporator fins: for temperatures above 5 °C, the kit is optional, for temperatures below that it is obligatory; for temperatures between 0 °C and 5 °C, the kit is strongly recommended / necessary especially when the vehicle is in service for long periods.




De-icing kit

The kit includes a heating wire to keep the evaporator drain hose frost-free allowing a correct drain flow after defrosting.



Low pressure switch

Switches off the compressor when pressure goes below the lowest value.



Oil separator kit

This additional filter must be installed in R404a applications and is recommended when Set Point is < 5 °C.



Liquid line eyes kit

It is used to check the gas inside the system, when bubbles appear the reasons can be:

- Sub cooling not enough
- Refrigerant quantity not good enough
- Condenser overheating (too small)
- Receiver drier too small
- Receiver drier obstructed

As indicated by the order numbers, our transport refrigeration kits contain the following:

Scope of delivery

Transport refrigeration kit
621HD, 622HD...F

- Compressor
- Compressor installation kit
- Condenser with mount for front mounting
- Collector / dryer
- Pressure switch
- Cable harness
- Refrigerant lines and connections

Scope of delivery

Transport refrigeration kit
622HD...S


- Compressor
- Compressor installation kit
- Condenser with mount for underbody mounting
- Collector / dryer
- Pressure switch
- Cable harness
- Refrigerant lines and connections


Please note when ordering


- For above-freezing temperatures:
evaporator with refrigerant R134a
- For freezing temperatures:
evaporator with refrigerant R404A


Transport refrigeration

The appropriate refrigeration systems for your commercial transport vehicle









	Small light-duty vehicle				Medium light-duty vehicle				Big light-duty vehicle				Heavy commercial vehicle			
Pordoi 2000																
Pordoi 2000 with stand-by																
Pordoi 3000																
Pordoi 3000 with stand-by																
Pordoi 4000																
Pordoi 4000 with stand-by																

Integrated

Electric

Direct Drive

Installation options, features and accessories

	Mounting	Power supply		Use	
	Intergrated	Direct drive	AC stand-by (network) operation	Cool and freeze (0°C and -20°C)	Cool (0°C)
Pordoi 2000					
Pordoi 2000 with stand-by					
Pordoi 3000					
Pordoi 3000 with stand-by					
Pordoi 4000					
Pordoi 4000 with stand-by					

HEPA air filtration systems

Compact, lightweight and easy to retrofit



High-efficiency particulate air filters (HEPA) are critical in the prevention of the spread of airborne bacterial and viral organisms. In conjunction with personal protective equipment this type of filtration greatly reduces the risk of infection for emergency medical service operators.

Webasto filtration systems HFT 200, HFT 300 and HFT 600 are specifically designed to filter the air in the cabin and in the sanitary compartment of ambulances, removing 99.995 % particulates corresponding to SARS / COVID-19 virus sizes (0.1 micrometers) and effectively reducing the risk of infection. Webasto HEPA Filter Top combines two main features to reduce viral loads in ambient air: a very high air volume flow for the rapid and complete filtration of the air every single minute and the extremely high removal efficiency of HEPA H14 filters. The unit complies with the International HEPA Filter standards WHO / CDC / ECDC, requiring 60 air changes per hour for infection control ambulances.

It can be easily installed in any existing emergency or passenger transportation vehicles. Moreover Webasto is uniquely able to offer the same level of HEPA-14 filtration used in ambulances also for passenger transport applications.

Key benefits at a glance:

- Removes 99.995 % of airborne infections and contaminants
- HEPA H14 classified filter
- High air exchange rate
- Up to 10 m³ fresh air every minute
- Ultra compact and lightweight
- Hasslefree installation in less than 30 minutes
- Contamination free exchange of H14 filters
- Available in three versions: 200, 300 and 600 m³/h
- Automatic filter monitoring feature
- The material and characteristics of the HEPA filter core meet the requirements of European Medical Devices Directive CE 47/ 2007
- Meets WHO / CDC / ECDC air filtration guidelines
- CE / UL compliant

Technical data

Model overview	Scope of delivery	Order number
HFT 300 – with rocker switch control	Air filter with connector, instructions	6245612A
HFT 300 – for dashboard control	Air filter with connector, instructions	6246168A
HFT 600 – for dashboard control	Air filter with connector, instructions	6245613A
HFT 200 12 V – for dashboard control	Air filter with connector, instructions	6247077A
HFT 200 24 V – for dashboard control	Air filter with connector, instructions	6247078A
HFT 200 230 V – indoor stationary version	Air filter with on / off switch, instructions, power supply, holder, 1.5 A delayed fuse, connecting cable 2 mt long	6246313B

Technical data

Accessories	Scope of delivery	Order number
Spare filter kit HFT 300 / 600		6245615A
Spare filter kit HFT 200		6246659A
Power supply kit 230 – 12 V	Only for HFT 300 and HFT 600	6246252A
Cable plug		6246250A
DC-DC converter 24 – 12 V	Only for HFT 300 and HFT 600	6246336A
On off switch	Only for HFT 300	6246172A
Spare fan 24 V for HFT 200		6246653A
Spare fan 12 V for HFT 200		6246654A
Spare fan 12 V for HFT 300 – 600		6246171A
Additional fixation bracket ring kit	Additional safety bracket for HFT 200-300-600 ceiling installations	6240880A
Fan kit assembly HFT 300 with switch		6246681A
Fan kit assembly HFT 300 – 600 front no switch		6246685A
Fan kit assembly HFT 600 rear		6246683A
Fan kit assembly HFT 200 12 V		6246657A
Fan kit assembly HFT 200 24 V		6246655A
Fan kit assembly HFT 200 230 V		6246661A

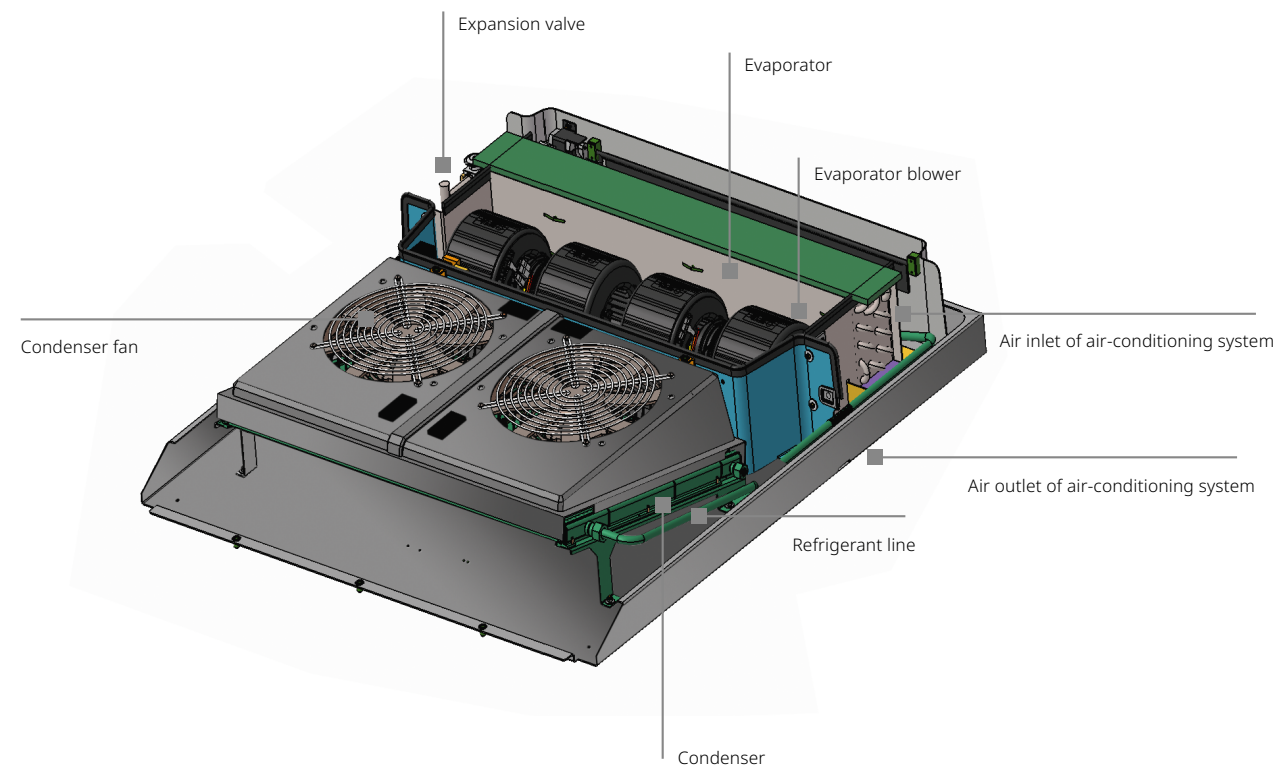
Technical data

Heating unit	HFT 300	HFT 600	HFT 200	HFT 200
Nominal voltage (V)	12*	12*	12 / 24	230
Current consumption@12 V (A)	7.1	14.2	4 (2.1)	na
Max. air flow rate (m³/h)	300	600	190	175
Air filter level	H14	H14	H14	H14
MPPS efficiency (%)	99.995	99.995	99.995	99.995
Sound level (db)	69**	70**	66.5	66.5
Dimensions O-D. x L (mm)	200 x 600	200 x 1200	200 x 600	200 x 600
Weight (kg)	5	10.5	5.5	7.4
Installation position	any	horizontal	any	vertical
Temperature range	-20° to +60°	-20° to +60°	-20° to +60°	-20° to +60°

* 24 V available with a DC / DC converter.

** Measured at 1 m distance from the air inlet. Compliance: CE 47/ 2007 (European Medication Device Directive).

Operation of an air-conditioning system



In the closed circuit of the air-conditioning system, a special refrigerant absorbs the heat from the interior of the vehicle and releases it again to the environment at some other point.

In this arrangement, the compressor draws in the gaseous refrigerant, compresses it and drives it into the condenser. There, it is condensed, releasing heat in the process. Via the expansion valve, the liquid refrigerant enters the evaporator, where it changes to the gaseous state, absorbing heat as it does so. The air passed across the evaporator by the blower cools and is discharged into the interior of the vehicle. Depending on the design of the equipment, recirculated air from the vehicle or fresh air from the environment can be used for this purpose.

The transport refrigeration system also operates on the same principle. In this case, an additional stand-by kit is generally connected and maintains the cooling function when the engine is not running.

Webasto subsidiaries and representatives

Head Office Webasto Roof & Components SE Kraillinger Str. 5 82131 Stockdorf Tel.: +49 89 85794-0 www.webasto.com	Brazil ACA – Ar Condicionado Automotivo 661, R. Henrique Gonzaga de Souza Neto Guatupê, São José dos Pinhais PR, 83060-460, Brazil Phone: +55 41 3098-8686 www.aca.ind.br
Argentina FRIBA TECNOLOGÍA S.A. Av. Pavón 4080/84 C1253AAY Buenos Aires Phone: +54 11 49242117 www.friba.com.ar	Bulgaria Rhea MP GmbH ul. Boris Iliev 17 1839 Sofia Phone: +359 2 9420555 www.rheamp.com
Australia Webasto Thermo & Comfort Australia Pty. Ltd. 423-427 The Boulevarde NSW 2232 Kirrawee Phone: +61 2 85364800 www.webasto.com.au	China Webasto Thermo & Comfort Technology (Beijing) Co. Ltd. A 2105, Building 2, Boya International Center No. 1 Lize Zhongyi Road Chaoyang District 100102 Beijing Phone: +86 10 84782320 www.webasto.cn
Austria Webasto Fahrzeugtechnik G.m.b.H. Jochen-Rindt-Straße 19 1230 Vienna Phone: +43 1 6043780 www.webasto.at	Czech Republic Webasto Fahrzeugtechnik Gesellschaft m.b.H., odštěpný závod U Elektry 830/2b 198 00 Praha 9 Phone: +420 241045462 www.webasto.cz
Benelux Webasto Thermo & Comfort Benelux B.V. Constructieweg 47 8263 BC Kampen Phone: +31 38 3371137 www.webasto.nl	Denmark Webasto Thermo & Comfort Denmark A/S Islevdalvej 180 2610 Rødovre/Copenhagen Phone: +45 44522000 www.webasto.dk

Webasto subsidiaries and representatives

Greece SYSTEMS S.A. 73rd, Agias Annis street 18233 Rentis Phone: +30 210 3472105 www.systemssa.gr	Japan Webasto Thermo & Comfort Japan Co. Ltd. 3-19-5 Shin-Yokohama Kohoku-ku Kanagawa Prefecture 222-0033 Yokohama Phone: +81 45 4741761 www.webasto.co.jp	Mongolia – via Webasto China Webasto Thermo & Comfort Technology (Beijing) Co. Ltd. A 2105, Building 2, Boya International Center No. 1 Lize Zhongyi Road Chaoyang District 100102 Beijing Phone: +86 10 84782320 www.webasto.cn
Hungary Fahrzeugtechnik Gesellschaft m.b.H. Magyarországi Fióktelepe Madarász Viktor u. 47-49. 1-703C 1138 Budapest www.webasto.hu	Kazakhstan Autootopitel KZ Zhanazhol 19 010000 Nur-Sultan Phone: +7 7171576000 www.autootopitel.kz	Netherlands Webasto Thermo & Comfort Benelux B.V. Constructieweg 47 8263 BC Kampen Phone: +31 38 3371137 www.webasto.nl
Iceland Bilasmidurinn hf. Bíldshofda 16 110 Reykjavik Phone: +354 5672330 www.bilasmidurinn.is	Latvia KG Knutsson SIA Gunara Astras iela 3 1084 Riga Phone: +371 67 807 870 www.kgk.lv	Norway KG Knutsson AS Strømsveien 177 0664 Oslo Phone: +4722884680 www.kgk.no
India Webasto Roofsystems India Pvt. Ltd. Ghat 838/1, Pune Nagar Highway District: Sanaswadi 412208 Pune Phone: +91 2137619902 www.webasto.com	Lithuania UAB KG Knutsson Jocioniu g. 14 02300 Vilnius Phone: +370 5 275 81 81 www.kgk.lt	Poland Webasto Petemar Sp. z.o.o. ul. Warszawska 205/219 05-092 Lomianki Phone: +48 22 7327320 www.webasto.pl
Italy Webasto Thermo & Comfort Italy S.r.L. Via Efrem Nobili 2 40062 Molinella (BO) Phone: +39 051 6906 248 www.webasto.it	Moldavia via Webasto Fahrzeugtechnik Gesellschaft m.b.H. Viena Sucursala Cernica Str. Drumul intre Tarlale, Nr.15 077037 Cernica, Ilfov Phone: +40 21 313 96 78 www.webasto.ro	Romania Webasto Fahrzeugtechnik Gesellschaft m.b.H. Viena Sucursala Cernica Str. Drumul intre Tarlale, Nr.15 077037 Cernica, Ilfov Phone: +40 21 313 96 78 www.webasto.ro

Webasto subsidiaries and representatives

Slovakia

**Webasto Fahrzeugtechnik
Gesellschaft m.b.H.,**
organizačná zložka
Moldavská cesta 10 / B
040 11 Kosice
www.webasto.sk

Slovenia

**Webasto Fahrzeugtechnik
Gesellschaft m.b.H.,**
Podružnica v Sloveniji
Tržaška cesta 315
1000 Ljubljana
Phone: +386 1 2008712
www.webasto.si

South Korea

**Webasto Customized
Solutions Korea Ltd.**
Indeogwon IT Valley,
40 Imi-ro, Bldg. B, Suite 612
16006 Uiwang-si, Gyeonggi-do
Phone: +82 31 80170241
www.webasto.kr

Spain

**Webasto Thermo & Comfort
Ibérica S.L.U.**
C/Mar Tirreno 33
Polígono Industrial
28830 San Fernando de Henares
(Madrid)
Phone: +34 91 626 86 11
www.webasto.es

Sweden

KG Knutsson AB
Hammarbacken 8
19181 Sollentuna. Stockholm
Phone: +46 8 923000
www.kgk.se

Turkey

**Webasto Thermo Comfort
İklimlendirme Sistemleri
Ticaret Limited Sirketi**
Manisa Organize Sanayi Boelgesi
4. Kısım
Ahmet Nazif Zorlu Bulvarı No: 8
45030 Manisa
Phone: +90 236 226 90 00
www.webasto.com.tr

USA

**Webasto Thermo & Comfort
North America Inc.**
15083 North Road
FENTON MI 48430-1384
Phone: +1 810 593 5902
www.webasto.us

Ukraine

Thermo Projects Ukraine LLC
Nezalezhnosti boulevard, 20
07400, Brovary, Ukraine
Phone: +38 (044) 503-31-76
www.webasto.ua

Abbreviations

Specifications

ECE	Economic Commission for Europe
EMC	Electromagnetic compatibility
HDD	Heavy Duty Design
HTM	Heating time management
IK	Installation kit
SOD	Scope of delivery

Units of measurement

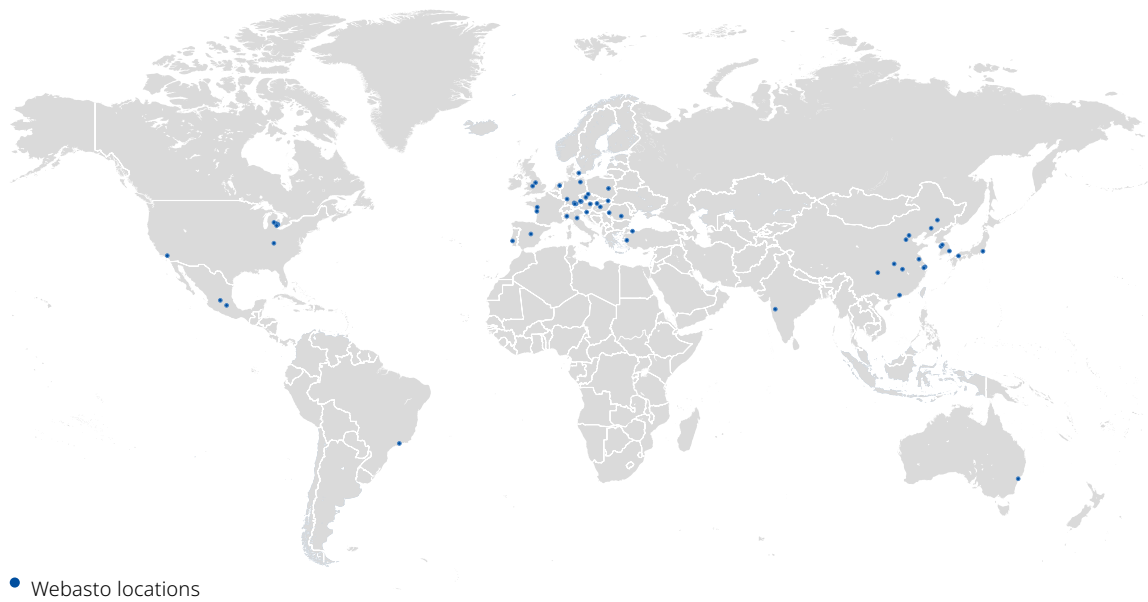
D	Diameter (mm)
Da	Outer diameter (mm)
Di	Inner diameter (mm)
H	Height (mm)
kg	Kilogram
L	Length (mm)
m	Meter
mm	Millimeter
r	Radius (mm)
SW	Wrench size (mm)
W	Width (mm)

Electrical units

A	Ampere
kW	Kilowatt
rpm	Revolutions per minute
V	Volt
W	Watt

Materials and fuels

APK	Aluminium paper plastic
EPDM	Ethylene propylene terpolymer rubber
FAME	Fatty acid methyl ester (fuel)
GA-A	Aluminium foil and aluminium coated glass fabric
GA2-A	Aluminium and aluminium coated glass fabric
H-M-A	Hart aluminium plastic aluminium
PA	Polyamide
PAK	Paper aluminium plastic
PAPK	Paper aluminium paper plastic
TPE	Thermoplastic elastomer
VOME-	
resistant: Resistant against various diesel-like fuels; B7, B10, XTL, etc.	



• Webasto locations

As a global innovative systems partner to the mobility industry, Webasto is one of the 100 largest suppliers to the automotive sector worldwide. In development, manufacturing and sales, the company focuses on roof systems on the one hand and on vehicle electrification on the other hand. The product range includes openable and fixed roofs, electric high-voltage heaters and batteries, as well as thermo management solutions. Among the customers of Webasto are manufacturers of passenger cars, commercial vehicles, and boats, as well as dealers and end customers. In 2024, according to preliminary figures, the Group generated sales of around 4.3 billion euros and employed around 15,300 people at more than 50 locations. The headquarters of the company, which was founded in 1901, is located in Stockdorf near Munich (Germany). For more information, please visit www.webasto.com



Discover how
Webasto promotes
sustainability



webasto.com/sustainability



Contact details

webasto.com